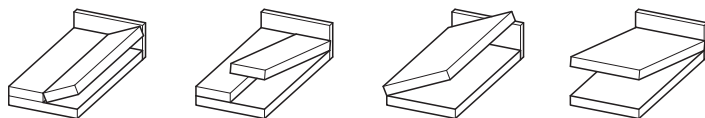



Spring-loaded fitting

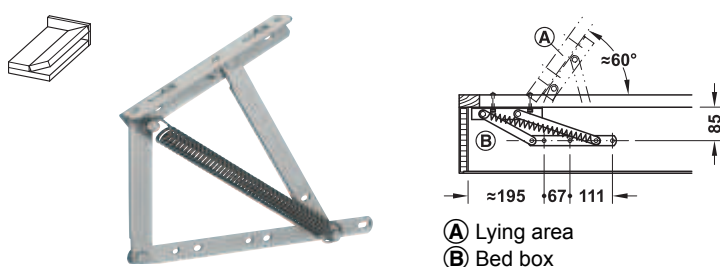
For end or side opening couches and beds with bed boxes



- > Material: Steel
- > Installation: For screw fixing



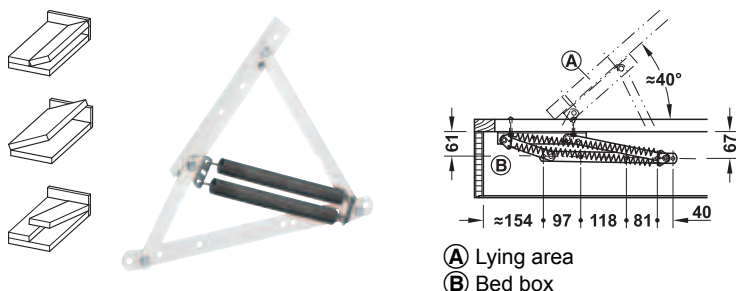
→ 60° for light upholstery with tension spring



	Finish	Packing	Cat. No.
Fitting	Zinc plated	1 set	274.51.902
Spring	–	1 piece	274.51.980

Order reference
2 tension springs are required for one set

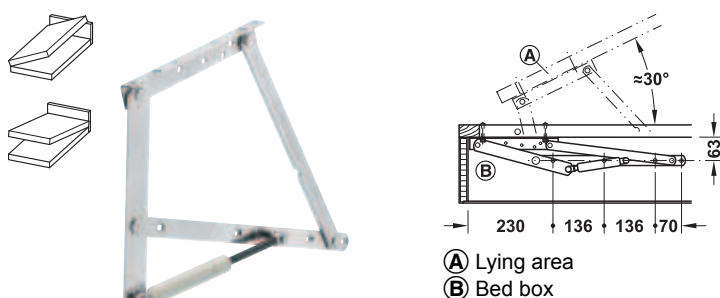
→ 40° for heavy upholstery with tension spring



	Colour	Packing	Cat. No.
Fitting	White	1 set	274.51.701
Spring	–	1 piece	274.51.983

Order reference
2 or 4 tension springs are required for each set, depending on size and weight of slatted frame and mattress.

→ 30° with gas loaded spring



	Packing	Cat. No.
Fitting	1 set	274.51.905
Spring 900N for light upholstery	1 piece	274.51.955
Spring 1150N for heavy upholstery	1 piece	274.51.956

Order reference
2 gas loaded springs are required for one set

Lift fitting with gas loaded spring 40°



	Cat. No.
Fitting	274.51.911

Packing: 1 set

DGH-M-INT 2020, HDE-en, 05/19, Dimensional data not binding. We reserve the right to alter specifications without notice.