

Accuride 3832, full extension

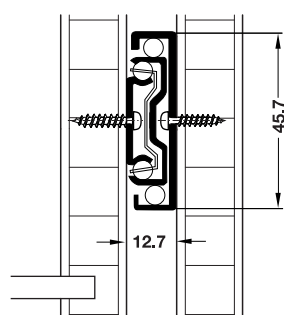
Load bearing capacity up to 45 kg



Fig. shows Accuride 3832 EC with self and soft closing mechanisms

- > Version: Can be removed using release lever
- > Adjustment facility: Max. height adjustment ± 1.6 mm, for adjusting drawer front panel
- > Material: Steel
- > Finish/colour: Galvanized or black galvanized
- > Dim.: Max. drawer width = internal cabinet width – 25.4 mm
- > Installation: At drawer, side mounted

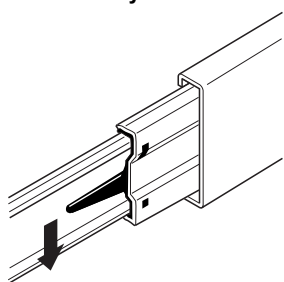
Installation



The drawer width should not exceed the installation length.

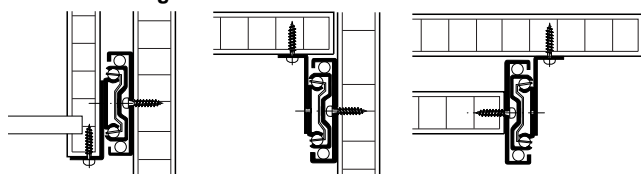


Functionality



Remove by operating the release lever in the drawer rail.

Mounting options with Accuride 633 mounting bracket for installation length 350–700 mm



Drawers

Platforms

Shelves

The external width of drawer or shelf is reduced by 2.4 mm (material thickness of bracket 1.2 mm).

Note

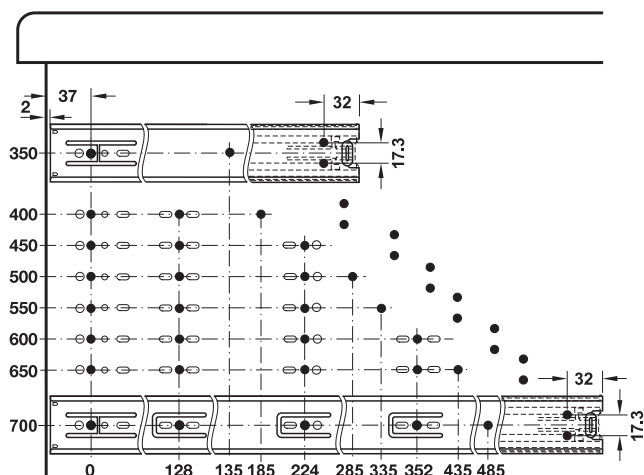
Mounting bracket is not suitable for Accuride 3832 EC and 3832 TR.

Order reference

Also available in black, galvanized or white coated from an order quantity of 10 pairs on request.

→ Accuride 3832 EC, galvanized

Load bearing capacity up to 45 kg, with self closing and soft closing mechanisms

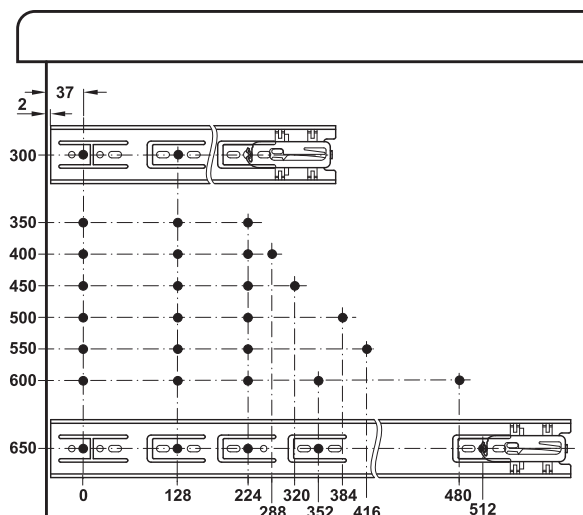


Installation length L mm	Extension length AL mm	Cat. No.
350	310	432.23.936
400	406	432.23.941
450	457	432.23.946
500	508	432.23.951
550	559	432.23.956
600	610	432.23.961
650	660	432.23.966
700	711	432.23.971

Packing: 1 pair

→ Accuride 3832 SC, galvanized

Load bearing capacity up to 45 kg, with self closing mechanism



Installation length L mm	Extension length AL mm	Cat. No.
300	286	422.59.931
350	356	422.59.936
400	406	422.59.941
450	457	422.59.946
500	508	422.59.951
550	559	422.59.956
600	610	422.59.961
650	660	422.59.966

Packing: 1 pair

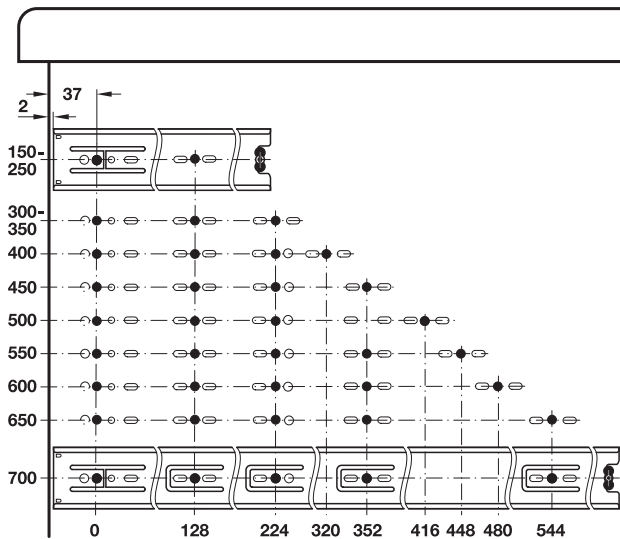


9

Ball Bearing Runners

→ **Accuride 3832, 3832 DO**
Load bearing capacity up to 45 kg

Drilling pattern



Installation length L mm	Extension length AL mm	Light galvanized	Black galvanized
Accuride 3832, with hold-in device for holding in closed position			
150	140	422.41.916	422.41.315
200	203	422.41.921	422.41.320
250	243	422.41.925	422.41.325
300	305	422.41.930	422.41.330
350	356	422.41.935	422.41.335
400	406	422.41.940	422.41.340
450	457	422.41.945	422.41.345
500	508	422.41.950	422.41.350
550	559	422.41.955	422.41.355
600	610	422.41.960	422.41.360
650	660	422.41.965	422.41.365
700	711	422.41.970	422.41.370

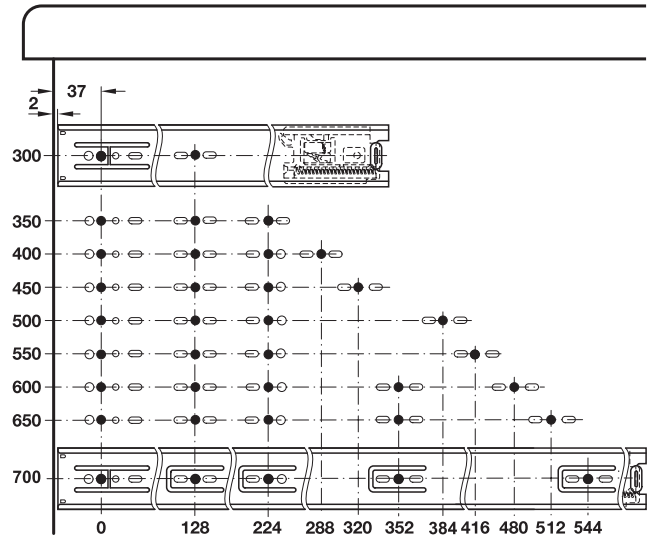
Accuride 3832 DO, with hold-in device for holding in closed position and hold-out device for holding in extended position

250	243	422.91.925	–
300	305	422.91.931	–
350	356	422.91.936	–
400	406	422.91.941	–
450	457	422.91.946	–
500	508	422.91.951	–
550	559	422.91.956	–
600	610	422.91.961	–
650	660	422.91.966	–

Packing: 1 pair

→ **Accuride 3832 TR, galvanized**
Load bearing capacity up to 45 kg, with extension mechanism

Drilling pattern



Installation length L mm	Extension length AL mm	Packing pairs	Cat. No.
300	305	1 or 10	422.04.335
350	356	1 or 10	422.04.385
400	406	1 or 10	422.04.435
450	457	1 or 10	422.04.485
500	508	1 or 10	422.04.535
550	559	1 or 5	422.04.585
600	610	1 or 5	422.04.635
650	660	1 or 3	422.04.685
700	711	1 or 3	422.04.735

Accuride 633 mounting bracket

► MB 9.242

Information

► MB 9.215