



Häfele Slido F-Line21 20F

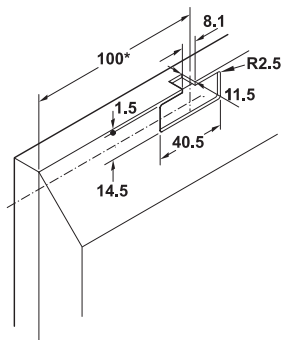


> Fitting suitable for use in combination with aluminium frame models 901081, 901078, 901070, 923128

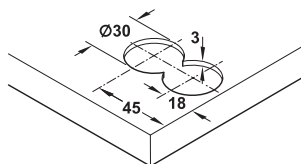


- > Door width: ≥ 450 mm with soft closing mechanis, ≥ 630 mm with soft closing and opening mechanism
- > Door thickness: Max. 21 mm, depending on selected frame
- > Door weight: Min. 13 kg (recommended)
- > Door stopper: Clip-in door stopper or soft and self closing mechanism for sliding into top running track
- > Adjustment facility: Height ± 2 mm
- > Material: Housing, running gear and guide: Plastic
- > Running gear: Top running, 4 rollers
- > Running gear guided by: Friction bearing mounted roller: Plastic, axle: Steel
- > Installation: Running gear without tools (quick fixing system), guide for inserting and screw fixing into drill hole

Drilling pattern



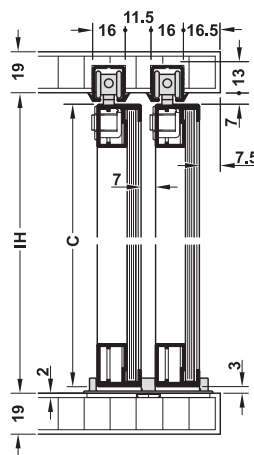
Running gear



Running gear

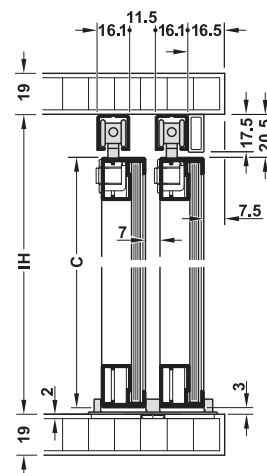
* = when using inspection support + 43 mm

Installation dimensions



For groove mounting

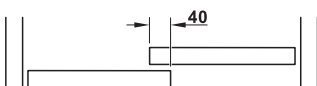
IH = inner cabinet height
C = inner cabinet height – 10 mm



For screw fixing

IH = inner cabinet height
C = inner cabinet height – 23.5 mm

Door overlap



Cabinet with 2 doors

→ Set

	Version	Supplied with	Cat. No.
For 2 doors	With clip-in door stopper	4 running gears 4 door stoppers with clip-in door stopper 1 clear threshold bottom guide 2 inspection supports 1 mounting aid	402.33.021
For 2 doors	With soft and self closing mechanism, 20 kg	4 running gears (2 each with friction bearing/soft and self closing mechanism) 4 door stoppers (2 each with clip-in door stopper/for soft and self closing mechanism) 1 clear threshold bottom guide 1 mounting aid	402.33.022
For 2 doors	With soft and self closing and opening mechanism, 20 kg	4 running gears with soft and self closing mechanism 4 door stoppers for soft and self closing mechanism 1 clear threshold bottom guide 1 mounting aid	402.33.023

Packing: 1 set

Order reference

Please order running and guide tracks separately.

Note

The pitch length of running gears must be min. 245 mm with soft closing mechanism and min. 425 mm with soft closing and opening mechanism.

→ Tracks and accessories

		Cabinet top panel thickness mm	Material	Finish/colour	Length m	Cat. No.
Single top running track, for press fitting and glue fixing into groove 16 mm or for screw fixing with countersunk head screws 3 mm		Glue fixing: Min. 19; screw fixing: Min. 30	Aluminium	Bright, visible areas grooved	2.5	402.33.642
					3.5	402.33.643
Single top running track, for screw fixing with countersunk head screws 3.5 mm		Min. 19	Aluminium	Silver coloured anodized	2.5	402.30.642
					3.5	402.30.643
Panel profile for glue fixing with adhesive strips		-	Aluminium	Silver coloured anodized	2.5	402.33.412
					3.5	402.33.413

Packing: 1 piece

Service+ aluminium frame with/without panel ► MB 7.266

Aluminium glass frame profile ► MB 5.357