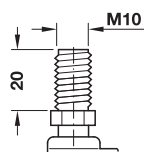




→ Load bearing capacity 55–70 kg



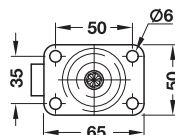
Free running, with brake



Threaded pin, steel, galvanized



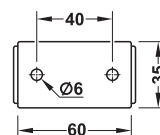
Free running, without brake



Screw-on plate, steel, galvanized



Fixed



Screw-on plate, steel, galvanized

- > Material: Housing: Steel, wheel: Beech
- > Colour: Housing: Grey
- > Running surface: Soft
- > Wheel width: 22 mm

Installation	Dim. mm	Wheel Ø RD mm	Installation height mm	Load bearing capacity kg	Cat. No.
Free running, with brake					
Screw-on plate	65 x 50	80	105	Approx. 55	661.47.301
		100	123	Approx. 70	661.47.302
Threaded pin	M10 x 20	80	103	Approx. 55	661.47.311
Free running					
Screw-on plate	65 x 50	80	105	Approx. 55	661.46.301
		100	123	Approx. 70	661.46.302
Threaded pin	M10 x 20	80	103	Approx. 55	661.46.311
Fixed					
Screw-on plate	60 x 35	80	105	Approx. 55	661.48.301
		100	123	Approx. 70	661.48.302

Packing: 1 or 4 pieces

Furniture glide with internal thread ► MB 12.124, MB 12.102

Accessories for castors with threaded pin ► MB 12.69, MB 12.102

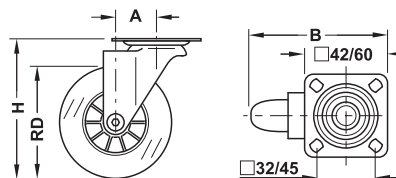
→ Load bearing capacity 35–65 kg



Without brake



With brake



- > Material: Housing: Steel, wheel: Rubber
- > Finish: Housing: Chrome plated, wheel: Transparent
- > Running surface: Soft
- > Version: Screw-on plate: Installation height 50 and 64 mm: 42 mm, installation height 80, 97, 125 mm: 60 mm, wheel: Installation height 50 mm: Solid rubber, installation height 64, 80, 97 and 125 mm: Spoke wheel

Wheel Ø RD mm	Installation height H mm	Wheel width mm	Load bearing capacity kg	Dim. A mm	Dim. B mm	Cat. No.
Free running						
35	50	23	Approx. 35	18	55	661.75.410
50	64	21	Approx. 40	18	63	661.75.420
60	80	23	Approx. 50	25	88	661.75.430
75	97	23	Approx. 55	27	95	661.75.440
100	125	23	Approx. 65	35	112	661.75.450
Free running, with brake						
50	64	21	Approx. 40	18	63	661.75.425
60	80	23	Approx. 50	25	88	661.75.435
75	97	23	Approx. 55	27	95	661.75.445
100	125	23	Approx. 65	35	112	661.75.455

Packing: 1 or 20 pieces

