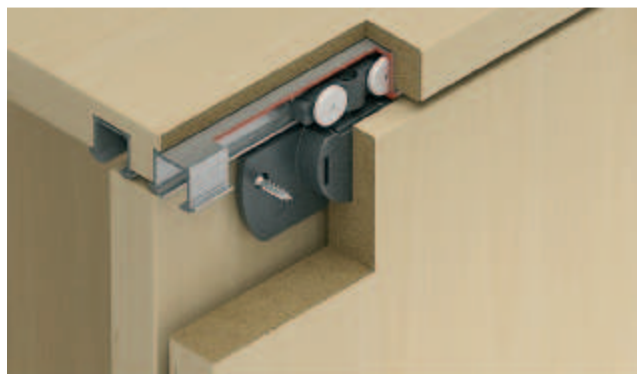



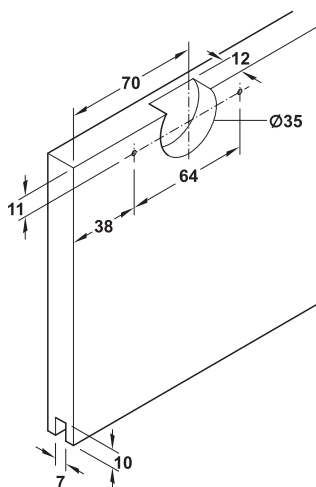
### Hawa Clipo 16 IF



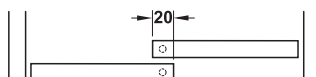
- > Door height:  $\leq 1,400$  mm
- > Door width:  $\leq 1,000$  mm
- > Door thickness: 16–19 mm
- > Door stopper: Top clip-in door stopper, for sliding into running track
- > Material: Housing, running gear and guide: Plastic
- > Running gear: Top running, 4 rollers
- > Running gear guided by: Friction bearing mounted roller: Plastic, axle: Steel
- > Adjustment facility: Height  $+2/-1$  mm on running gear using adjusting wheel
- > Installation: Housing for screw fixing, running gear without tools (quick fixing system), guide for press fitting into drill hole



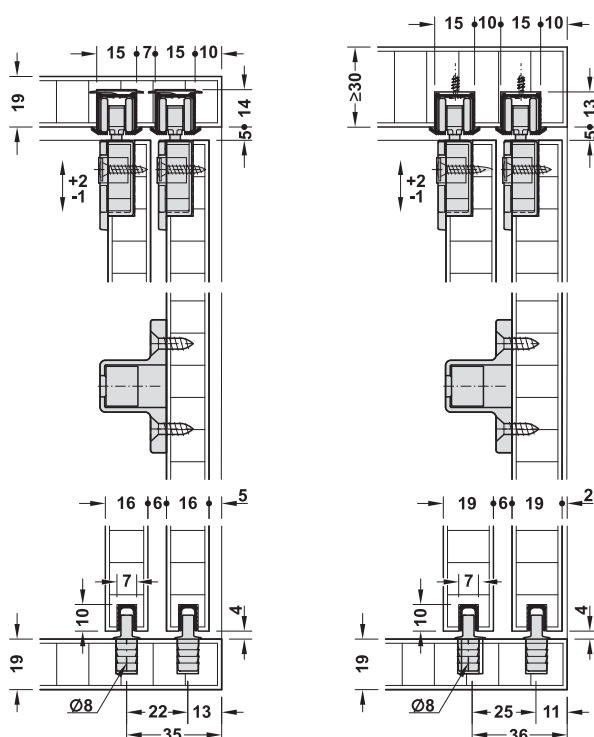
Drilling pattern



Door overlap



Installation dimensions



Door thickness 16 mm

Door thickness 19 mm

The single top running track can be installed by

- > screw fixing or glue fixing into groove or
- > clamping into groove with swivel lugs

### → Set

	Version	Supplied with	Cat. No.
For 2 doors	With clip-in door stopper	4 running gears 1 door follower 2 door stoppers with clip-in door stopper 2 floor guides	405.82.216
	With soft and self closing mechanism on one side, 16 kg	4 running gears 1 door follower 2 door stoppers with clip-in door stopper 2 floor guides 2 soft and self closing mechanisms with follower	405.82.218

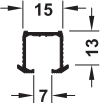
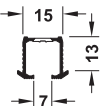
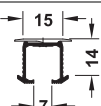
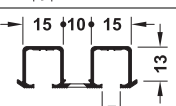
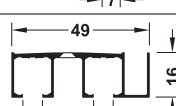
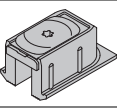
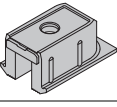


Packing: 1 set

### Order reference

Please order running and guide tracks separately.

Soft closing mechanism on one side is possible from pitch length of min. 260 mm, both sides from 460 mm. Please order soft closing mechanism set for soft closing on both sides separately.

### Tracks and accessories

		Cabinet top panel thickness mm	Material	Finish/colour	Length m	Packing	Cat. No.
Single running track, for glue fixing		Min. 19	Aluminium	Bright	2.5	1 piece	405.87.042
					3.5		405.87.043
					6.0		405.87.046
Single running track, for screw fixing		Min. 30	Aluminium	Bright	2.5	1 piece	405.87.082
					3.5		405.87.083
					6.0		405.87.086
Single running track, with swivel lugs (not suitable for hardwood/MDF)		Min. 19	Aluminium	Bright	2.5	1 piece	405.87.092
					3.5		405.87.093
					6.0		405.87.096
Double running track, for screw fixing		Min. 19	Aluminium	Bright	2.5	1 piece	405.90.032
					3.5		405.90.033
					6.0		405.90.036
Double running track, for screw fixing		Min. 19	Aluminium	Anodized	2.5	1 piece	405.90.942
					3.5		405.90.943
					6.0		405.90.946
Track end piece, with swivel lugs (not suitable for hardwood/MDF)		–	Plastic	Grey	–	2 pieces	405.83.180
Track end piece, for screw fixing		–	Plastic	Grey	–	2 pieces	405.83.181
Single bottom guide track, with harpoon rib, for press fitting and glue fixing into 7 mm groove		–	Plastic	Anthracite	2.5	1 piece	405.98.517
					3.5		405.98.527
					6.0		405.98.561
Soft closing mechanism for retrofitting or for soft closing on both sides, with installation instructions		–	Plastic	–	1 pair	–	405.10.075