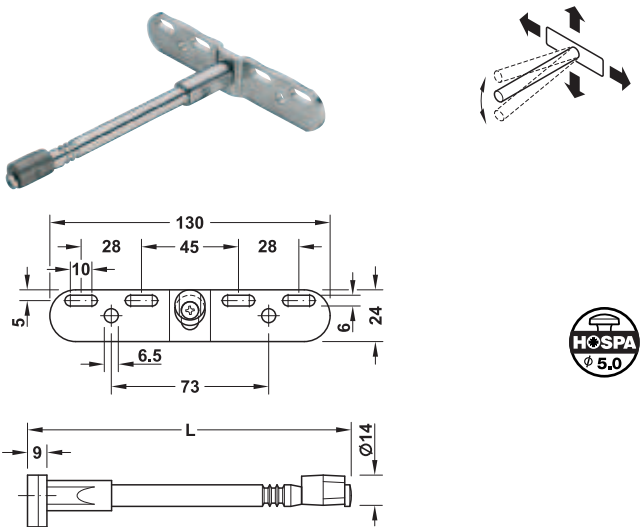


Shelf support with 18 kg load capacity
per pair

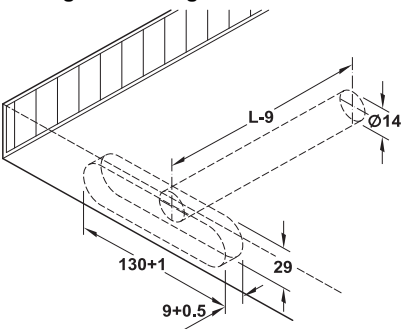
With screw-on plate, tilt, height and side adjustment



- > Area of application: For concealed installation
- > Material: Steel, eccentric sleeve: Zinc alloy
- > Finish: Galvanized
- > Version: With screw-on plate (with up to 6 fixing points) and eccentric sleeve
- > or shelf thickness: ≥ 32 mm
- > Adjustment facility: Tilt adjustment: via eccentric sleeve ± 2.5 mm, height adjustment: via height adjustable plug ± 2.5 mm, side adjustment: via slots ± 5 mm
- > Installation: For screw fixing to support element, for mounting in drilled hole in shelf
- > Load bearing capacity: 9 kg per piece, tested with 1.7 kg plate for impact test in compliance with DIN EN 16337:2013-08, i.e. 18 kg load bearing capacity with surface load and 2 supports with shelf size 1,200 x 300 x 30 mm

Note
Max. distance between two shelf supports: 800 mm

Drilling and routing dimensions in shelf

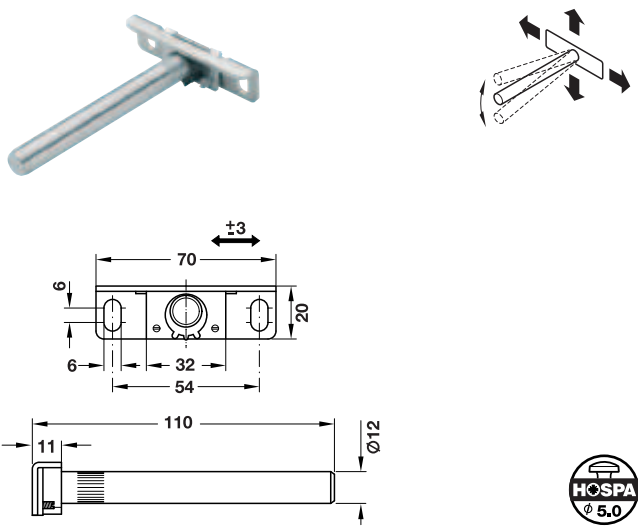


Length L mm	Cat. No.
150	283.32.970
175	283.32.971

Packing: 1 or 20 pieces

Shelf support

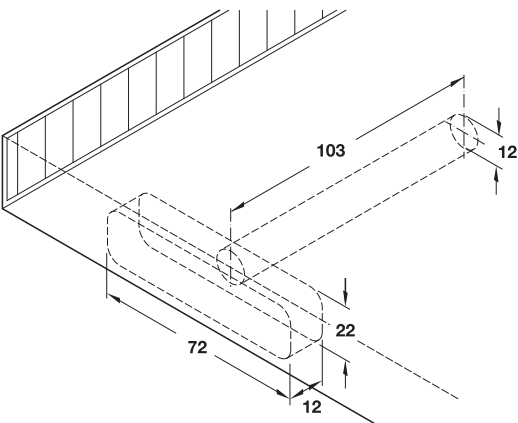
With screw-on plate, tilt, height and side adjustment



- > Area of application: For concealed installation
- > Material: Steel, eccentric sleeve: Plastic
- > Finish: Galvanized
- > Colour: Eccentric sleeve: Black
- > Version: With screw-on plate and eccentric sleeve
- > For shelf thickness: ≥ 24 mm
- > Adjustment facility: Tilt adjustment: via adjusting screws, height adjustment: via slots in screw-on plate, side adjustment: Sliding via slot ± 3 mm
- > Installation: For screw fixing to support element, for mounting in drilled hole in shelf

Note
Max. distance between two shelf supports: 700 mm

Drilling and routing dimensions in shelf



	Cat. No.
Shelf support for concealed installation, with screw-on plate and tilt, height and side adjustment	283.33.904

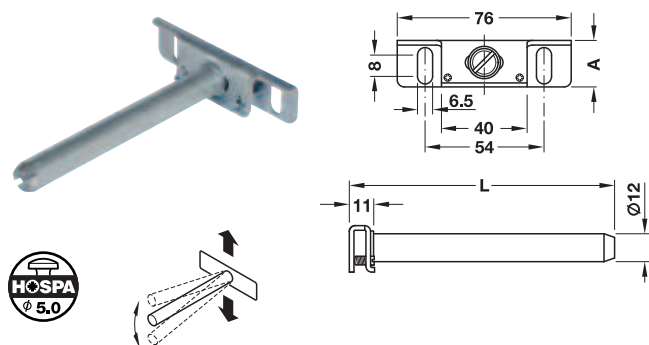
Packing: 1 or 20 pieces





Shelf support

With screw-on plate, inclination and height adjustment

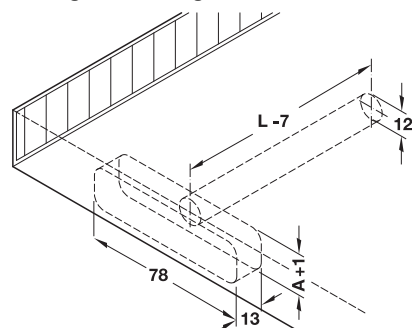


- > Area of application: For concealed installation
- > Material: Steel
- > Finish: Galvanized
- > Version: With screw-on plate
- > Adjustment facility: Inclination adjustment: Via adjusting screws, height adjustment: Via slots in screw-on plate
- > Installation: For screw fixing to support element, for mounting in drilled hole in shelf

Note

Max. distance between two shelf supports: 700 mm

Drilling and routing dimensions in shelf

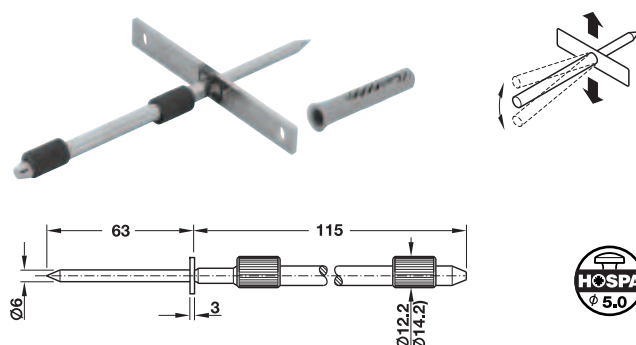


Dim. A mm	Length L mm	Cat. No.
15.5	100	283.33.931
19.0	110	283.33.930

Packing: 1 or 20 pieces

Shelf support

With screw-on plate and wall plug fixing



Dim. in brackets for shelf thickness from 24 mm

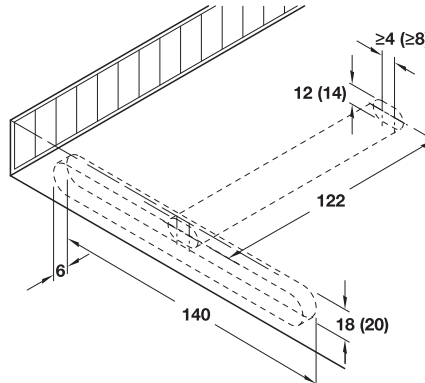
- > Area of application: For concealed installation
- > Material: Steel, eccentric sleeve: Polyamide, wall plug: Polyamide
- > Finish: Galvanized
- > Colour: Eccentric sleeve: Black, wall plug: Grey
- > Version: With screw-on plate and wall plug fixing
- > For shelf thickness: ≥ 22 or ≥ 24 mm
- > Adjustment facility: Height and inclination adjustment: Toolless with eccentric sleeves
- > Installation: For screw fixing to support element, for mounting in drilled hole in shelf

Note

Max. distance between two shelf supports: 700 mm

The fixing method depends on the wall material:
Please check screws and wall plugs in accordance with the type of wall, use other fixing material if necessary.

Drilling and milling dimensions in shelf



Dimensions in brackets for shelf thicknesses from 24 mm

Installation

- > Drill lateral hole for accommodating support bolt with elongated hole drilling machine or chain cutter.
- > Take eccentric adjusting range into consideration when milling recess for screw-on plate.

Supplied with

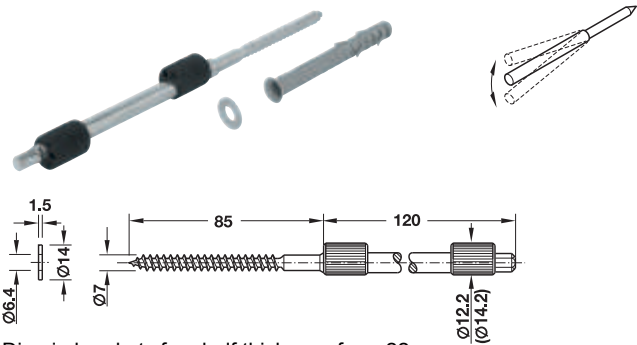
- 1 support bolt with screw-on plate
- 2 pre-mounted eccentric sleeves
- 1 universal dowel 10 x 60 mm

For shelf thickness mm	Diameter mm	Adjustment facility mm	Cat. No.
≥ 22	Eccentric: 12.2	Height and inclination: ± 1	283.32.050
≥ 24	Eccentric: 14.2	Height and inclination: ± 2	283.32.060

Packing: 1 or 20 pieces

Shelf support

With wood-screw thread and wall plug



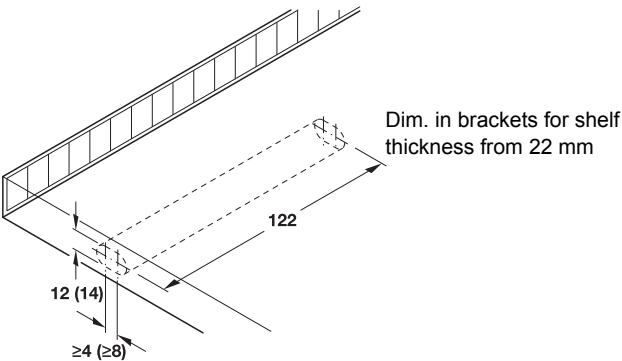
Dim. in brackets for shelf thickness from 22 mm

- > Area of application: For concealed installation
- > Material: Steel, eccentric sleeves and wall plug: Polyamide
- > Finish: Galvanized
- > Colour: Eccentric sleeves: Black, wall plug: Grey
- > Version: Support bolt with eccentric sleeve, wood-screw thread and wall plug
- > For shelf thickness: ≥ 19 or ≥ 22 mm
- > Drive: SW6
- > Adjustment facility: Height and tilt adjustment: Without tools using eccentric sleeves
- > Installation: For screw fixing to support element, for mounting in drilled hole in shelf

Note

Max. distance between two shelf supports: 700 mm
The fixing method depends on the wall material: Please check screws and wall plugs in accordance with the type of wall, use other fixing material if necessary.

Drilling and routing dimensions in shelf



Installation

- > Drill lateral hole for accommodating support bolt.
- > Take eccentric adjusting range into consideration when milling recess for screw-on plate.

Supplied with

- 1 support bolt
- 2 pre-mounted eccentric sleeves
- 1 washer
- 1 S8H 80R Fischer wall plug

For shelf thickness mm	Diameter mm	Adjustment facility mm	Cat. No.
≥ 19	Eccentric: 12.2	Height and tilt angle: ± 1	283.32.014
≥ 22	Eccentric: 14.2	Height and tilt angle: ± 2	283.32.023

Packing: 1 or 20 pieces