

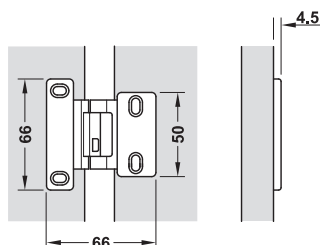
Hinge with short arm

For laminate (HPL) doors, for half overlay mounting, gap 6 mm, knuckle 5 mm



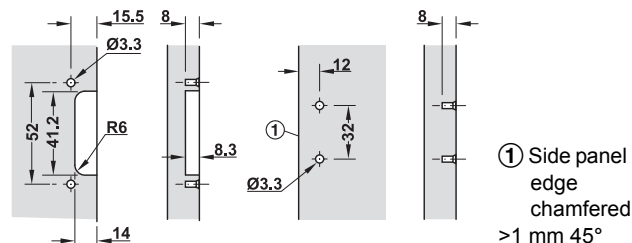
Note

The suitability of the stainless steel that is used for the intended application area must be assured by separate testing from case to case.



- > Opening angle: 270°/240°
- > Area of application: For cabinet thickness 10–13 mm, for thin doors with thickness 10–13 mm and laminate (HPL) doors
- > Finish: Satin
- > Door offset: 0 mm at 140° opening angle
- > Door overlay: 3.5 mm
- > Adjustment facility: Side adjustment –1 mm, height adjustment ±2 mm
- > With spring

Drilling pattern



Supplied with

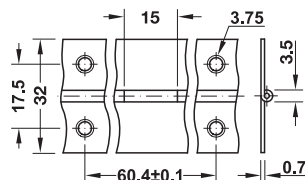
- 1 hinge
- 1 set of fixing material

Material	Cat. No.
Stainless steel, quality 1.4401 (V4A)	344.75.051
Zinc alloy	344.75.751

Packing: 1 piece

Hinge with short arm for wooden doors ▶ FF 4.138

Piano hinge



Note

Use stainless steel screws to avoid contact corrosion. The suitability of the stainless steel that is used for the intended application area must be assured by separate testing from case to case.

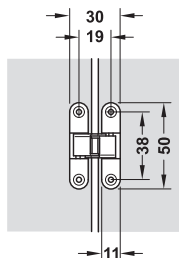
- > Material: Stainless steel, quality 1.4301 (V2A)
- > Finish: Polished
- > Length: 3.5 m
- > Flange thickness: 0.7 mm
- > Knuckle Ø: 3.5 mm

	Cat. No.
Piano hinge	351.04.003

Packing: 1 piece

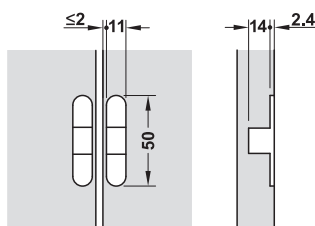
Hinge for concealed mounting

Opening angle 180°



Note

The suitability of the stainless steel that is used for the intended application area must be assured by separate testing from case to case.



- > Material: Stainless steel, quality 1.4301 (V2A)
- > Finish: Satin
- > Installation: For screw fixing
- > Door thickness: Max. 21 mm
- > Door dimensions (W x H): Max. 450 x 700 mm
- > Door weight: Max. 2.6 kg/pair
- > Fixing material (4 stainless steel screws, Ø 2.4 x 13 mm) supplied

	Cat. No.
Hinge for concealed mounting	341.08.000

Packing: 1 or 24 pieces

Stainless steel screws, PZ cross slot ▶ FF 13.24

Rolled stainless steel hinges ▶ FF 4.112