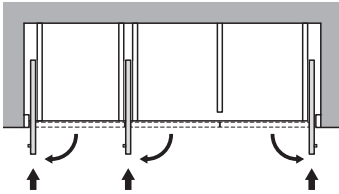


In recess, without cabinet base panel



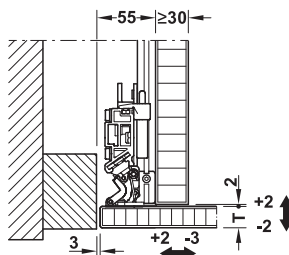
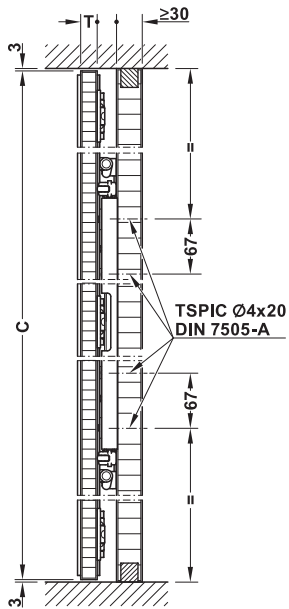
Order reference for recess

Please order all components separately.

Component	3 parking pockets for 1 door
Ⓐ Set for 1 door	3

Note

With recess constructions, the side panel with thickness of ≥ 30 mm must be removable for mounting the fittings, e.g. with dovetail connector Cat. No. 261.30.117 in combination with rear panel bracket Cat. No. 264.24.706.



T = door thickness
C = door height

Slido F-Park72 50A set, Infront/Vorfront ▶ FF 9.112 C

Connecting profiles and accessories ▶ FF 9.112 C

→ Set

	Door height mm	Door weight kg	Internal installation depth mm	Cat. No.
A For 1 door	1200–1400	30	560	408.45.004
			665	408.45.005
	1990–2200	30	560	408.45.024
			665	408.45.025
	2200–2700	50	560	408.45.026
			665	408.45.027

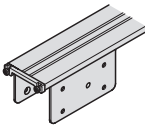
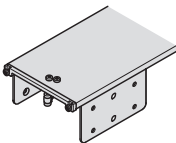
Packing: 1 piece

Order reference

Please order connecting profile set for parking pocket and door catch separately.

No soft opening mechanism is integrated in the fitting for sets for door heights 1,200–1,400 mm.

→ Cover rail for parking pocket

		Suitable for	Supplied with	Material	Finish	Cat. No.	
B	Connecting profile set for connection and cover at top and bottom		Parking pocket for 1 door	2 rails, 775 mm 8 fixing plates 2 covers Fixing material	Aluminium	Silver coloured anodized	408.45.112
C	Connecting profile set for connection and cover at top and bottom		Parking pocket for 2 doors running in opposite directions, door thickness each max. 25 mm	2 rails, 675 mm 8 fixing plates 2 covers Fixing material	Aluminium	Silver coloured anodized	408.45.108

Packing: 1 set