

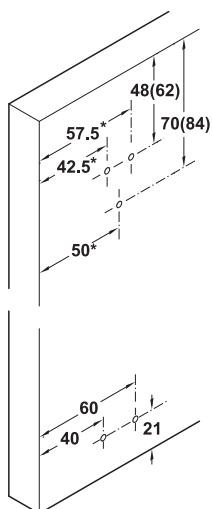
Häfele Slido F-Line21 20A



- > Door height: $\leq 1,400$ mm
- > Door width: $\leq 1,250$ mm, min. 350 mm with soft closing mechanism on one side, min. 530 mm with soft closing mechanism on both sides
- > Door thickness: 16–19 mm
- > Door stopper: Top clip-in door stopper or soft and self closing mechanism, for sliding into running track
- > Material: Running gear and guide: Plastic; mounting plate: Zinc alloy
- > Running gear: Top running, 4 rollers
- > Running gear guided by: Friction bearing mounted roller: Plastic, axle: Steel
- > Adjustment facility: Height ± 2 mm on running gear using adjusting wheel
- > Installation: Mounting plate for screw fixing, running gear for sliding in and screw fixing, guide for screw fixing to door

Linear Sliding Doors

Drilling pattern

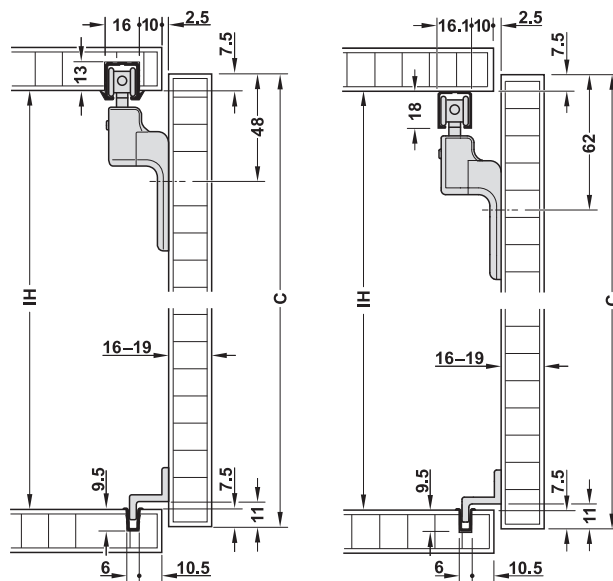


* = when using inspection support + 43 mm

Note

The dimensions 48/70 are increased by 14 mm when using tracks for screw fixing. Dimensions that are measured from the outer edge of the door must be adapted accordingly where doors overlap the cabinet side panel.

Installation dimensions



For groove mounting

For screw fixing

IH = inner cabinet height
C = door height
C = IH + 15 mm

DGH-M 2021, HDE-en, 11/20; Dimensional data not binding. We reserve the right to alter specifications without notice.

→ Set

	Version	Supplied with	Cat. No.
For 1 door	With clip-in door stopper	2 running gears 2 door stoppers with clip-in door stopper 2 guides 1 inspection supports 1 mounting aid	402.33.029
	With soft and self closing mechanism on one side, 20 kg	2 running gears (1 with soft and self closing mechanism) 2 door stoppers (1 with clip-in door stopper/1 for soft and self closing mechanism) 2 guides 1 mounting aid	402.33.030
	With soft and self closing mechanism on both sides, 20 kg	2 running gears with soft and self closing mechanism 2 door stoppers for soft and self closing mechanism 2 guides 1 mounting aid	402.33.031

Packing: 1 piece




Order reference

Please order running and guide tracks separately.

Note

The pitch length of the running gears must be min. 245 mm with soft closing mechanism on one side and min. 425 mm with soft closing mechanism on both sides.

→ Tracks and accessories

		Cabinet top panel thickness mm	Material	Finish/colour	Length m	Cat. No.
Single top running track, for press fitting and glue fixing into groove 16 mm or for screw fixing with countersunk head screws 3 mm		Glue fixing: Min. 19; screw fixing: Min. 30	Aluminium	Bright, visible surfaces grooved	2.5	402.33.642
					3.5	402.33.643
Single top running track, for screw fixing with countersunk head screws 3.5 mm		Min. 19	Aluminium	Silver coloured anodized	2.5	402.30.642
					3.5	402.30.643
Single bottom guide track, with harpoon rib, for press fitting and glue fixing into groove 6 mm		Min. 19	Plastic	Grey	2.5	402.30.802
					3.5	402.30.803

Packing: 1 piece