


# Flap Stays With adjustable braking effect

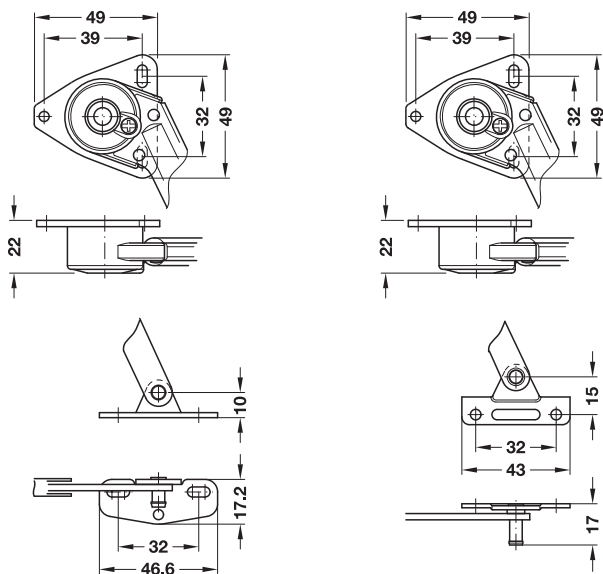
## Flap stay with braking mechanism

For flaps made of wood or with aluminium frame, with adjustable braking effect



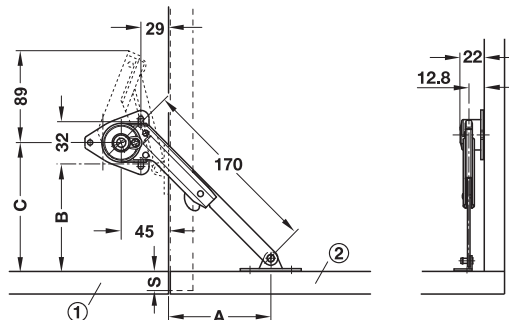
For wooden flaps

For flaps with aluminium frame



- > Opening angle: 90°
- > Material: Steel
- > Finish: Nickel plated
- > Version: With angular bracket, for wooden flaps, with screw-on plate for flaps with aluminium frame
- > Mounting: For left or right hand use
- > Installation: For screw fixing, to front fixing bracket for plug fitting (quick fixing system)

### Installation



- ① Base panel
- ② Flap


S = flap overlay dimension on cabinet

	Dim. A mm	Dim. B mm	Dim. C mm
Flap hinges	81 + S	91	107
Piano hinges or hinges with exposed axle	90	99	115

### Braking effect

Adjusting the braking effect with the screw

- > Unscrew to decrease braking effect
- > Tighten screw to increase braking effect



### Supplied with

1 flap stay

Flap dim. (height H x width B) mm

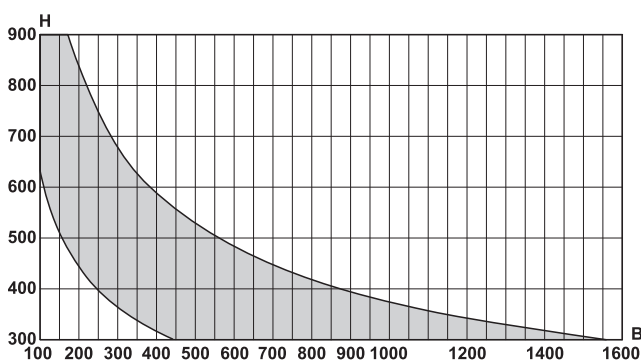


Diagram shows application area using one fitting (flap made from 20 mm thick chipboard with density 500 kg/m<sup>3</sup>). The flap may be double the width with the same height using two fittings.

Flap height mm	Load bearing capacity of flap	
	kg/piece	kg/pair
300	1.34–4.66	2.67–9.33
350	1.15–4	2.29–8
400	1–3.50	2–7
450	0.89–3.11	1.78–6.22
500	0.80–2.80	1.60–5.60

Mounting	Cat. No.
<b>For wooden flaps</b>	
Left	365.30.611
Right	365.30.610
<b>For flaps with aluminium frame with frame width 20 mm</b>	
Left	365.30.621
Right	365.30.620

Packing: 1 piece

Mounting bracket for wooden flaps or aluminium frames	► MB 5.282
Flap stay version	► MB 5.281
Flap hinges	► MB 5.314

DGH-M 2017, HIDE-en, 10/16; Dimensional data not binding. We reserve the right to alter specifications without notice.