



## Tavoletto 1400 x 2000 mm

271.97.301

Angaben in Millimeter  
Measures are millimeters

LICHTES MAß BETTKASTEN: MATTRESS LODGE:	2000 x 1400
MATRATZENMAß: NOMINAL MATTRESS:	2000 x 1400
HÖHE MATRATZE (BETT HOCHGESTELLT): HEIGHT FOR MATTRESS (BED RAISED):	278 (Lattenrost (einfach) / Solid Slat) 229 (Lattenrost (hochwertig) / Sprung Slat)
SPIELRAUM ÜBER SCHREIBTISCH: CLEARANCE OVER DESK:	551 (Lattenrost (einfach) / Solid Slat) 551 (Lattenrost (hochwertig) / Sprung Slat)

### drawings index - Zeichnungsindex

A	Furniture use positions	Funktionspositionen des Möbelstücks
B	Parts List: body, bed, desk	Teileliste: Korpus, Bett, Schreibtisch
C	Complete wire drawing	Kompletter Klappbeschlag
S1	Furniture screws	Schrauben, Möbelstück
S2	Mechanism`s screws	Schrauben, Mechanik

**NOTE:** Due to front bedrail being away of outer floor bearing desk area, excessive load on bedrail can cause furniture body to raise from the floor if not fixed to wall or floor.

**HINWEIS:** Da sich die vordere Bettleiste außerhalb der äußeren Bodenauflage des Schreibtischbereichs befindet, kann eine zu schwere Last dazu führen, dass sich der Korpus vom Boden abhebt, wenn er nicht an der Wand oder am Boden befestigt wird.

Perforations für multiple pitching  
Reference for drilling are centers 32

Lochreihenbohrung im System  
Bohrungen gemäß Lochabstand 32

Longitudinal parts length Länge der Längsteile	
Bedheads Kopf/Fußteile	2000
Bedrail thickness 19x2 Dicke des Seitenteils 19x2	38
Mechanism clearance Spielraum für die Mechanik	64
Shelves Regale	2102
Lower stretcher Strebe unten	2102
Matress support Matratzenauflage	2000
Concealer thickness Verdeckteil Dicke	25

Technical drawing suggested.

The may change according to national safety regulations.  
Manufacturer must assure the correct assembly of all parts.

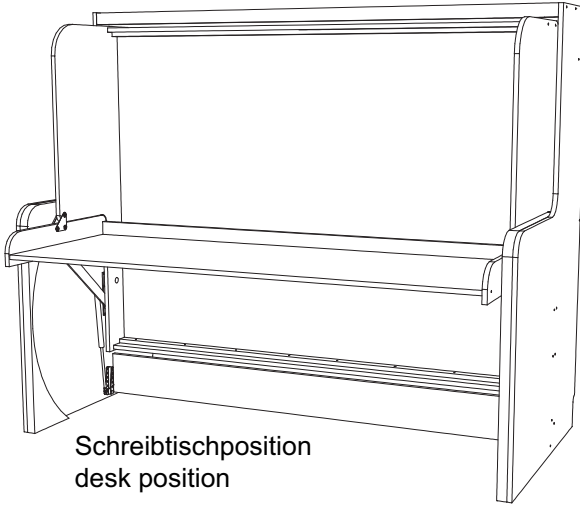
Technische Zeichnung empfohlen

Hier können sich je nach nationalen Sicherheitsvorschriften Unterschiede ergeben.  
Der Hersteller muss die sachgerechte Vormontage aller Teile gewährleisten.

732.22.272

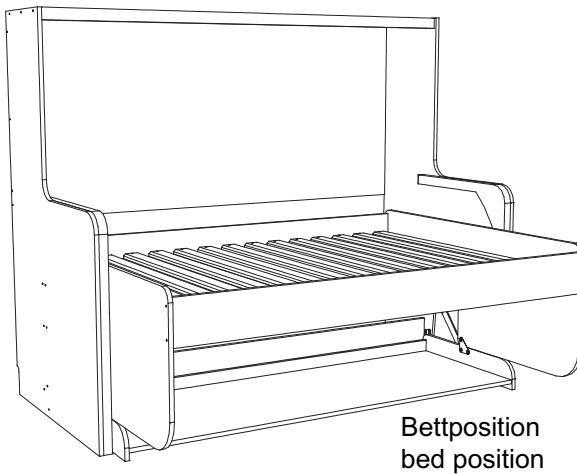
HDE 04/2015

FURNITURE POSITIONS  
MÖBEL POSITIONEN



Schreibtischposition  
desk position

732.22.272



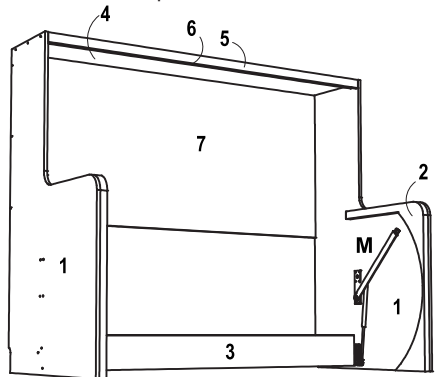
Bettposition  
bed position

HDE 04/2015

## PARTS LIST / TEILELISTE

### BODY PARTS / Korpusteile

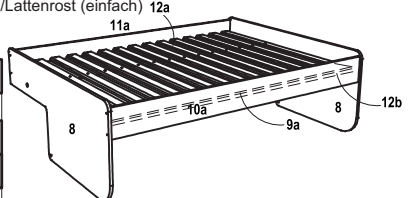
Body Parts List / Korpusteile			
Part N° / Teile-Nr	Name	Qty. / Menge	Pg. / Seite
1	Body Side L/R / Korpus-Seitenteil L/R	2	1
2	Body Side Concealer / Seiten-Verdeckteil L/R	2	2
3	Bottom Stretcher / Bodenstrebe	1	3
4	Body Top / Korpus-Oberboden	1	4
5	Top Stretcher / Strebe Oben	1	5
6	Shelf Stiffener / Regalverstrebung	1	6
7	Body Back / Korpus-Rückwand	1	7
19	Bed Stop / Bett-Arretierung	2	19



### BED PARTS / BETTEILE

Solid slat / Lattenrost (einfach) 12a

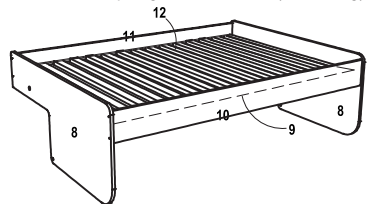
Bed Parts List / Bettteile			
8	Bed Head / Kopf/Fußteil	2	8
Optional			
Solid Slats		Sprung Slats	
9	Slats Cover / Lattenabdeckung	1	9
10	Front Bed Rail / Bett-Seitenteil Vorn	1	10
11	Rear Bed Rail / Bett-Seitenteil Hinten	1	11
12a	Bed Slats / Lattenrost	12	12a
12b	Slats Cleat / Seitenleiste für Lattenrost	2	12b



### BED PARTS /

### BETTEILE

Sprung slat / Lattenrost (hochwertig)

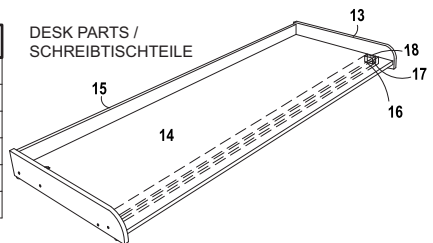


### Desk Parts List / Schreibtischteile

Desk Parts List / Schreibtischteile			
Part N° / Teile-Nr	Name	Qty. / Menge	Pg. / Seite
13	Desk Side L/R / Schreibtischseitenteile L/R	2	13
14	Desk Top / Schreibplatte	1	14
15	Desk Back / Schreibtischrücken	1	15
16	Desk Stiffener / Schreibtischverstrebung	1	16
17	Tube Cover / Rohrabdeckung	1	17
18	Wood Plug / Holzsockel	2	18

### DESK PARTS /

### SCHREIBTISCHTEILE



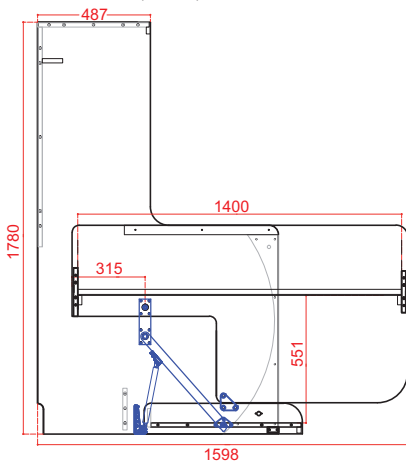
732.22.272

HDE 04/2015

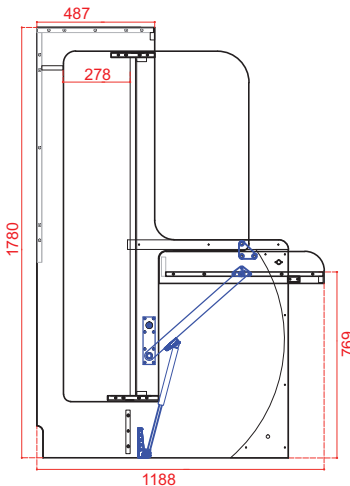
WIRE DRAWING/ KLAPPBESCHLAG

OPTION

Solid slat / Lattenrost (einfach)



BED POSITION  
BETT POSITION

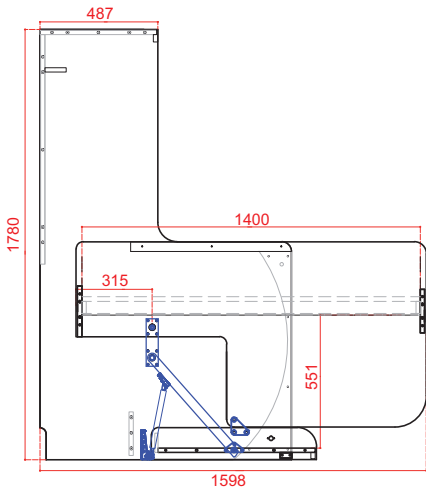


DESK POSITION  
SCHREIBTISCH POSITION

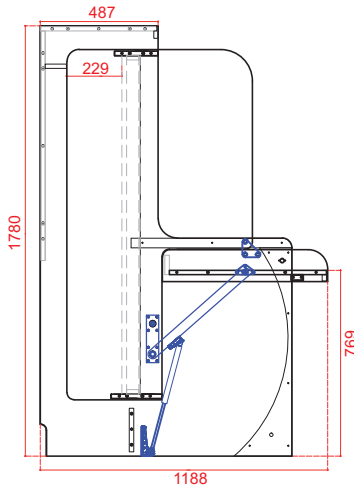
732.22.272

OPTION  
SPRUNG SLATS

Option  
Lattenrost (hochwertig)



BED POSITION  
BETT POSITION










DESK POSITION  
SCHREIBTISCH POSITION







HDE 04/2015

DER HERSTELLER MUSS ÜBERPRÜFEN, DASS BOHRDURCHMESSER UND -TIEFE FÜR SCHRAUBEN- UND DÜBELLÄNGE AN JEDER STELLE RICHTIG SIND.

MANUFACTURER TO VERIFY ADEQUATE DRILLING DIAMETER AND DEPTH FOR SCREW OR DOWELL LENGTH IN EVERY PLACE

## DRILL DIAMETER BOHRDURCHMESSER

	SYMBOL	To PASS zum Durchstecken	TO SCREW zum Einschrauben	COUNTERSINK/mm zum Versenken	QUANTITY Menge	
					SOLID SLATS Lattenrost (einfach)	SPRUNG SLATS Lattenrost (hochwertig)
Confirmat Confirmat		0	+	0	38	38
Screw, Ph head Schraube, PH-Kopf		5	3	0	61	37
Screw, Ph head Schraube, PH-Kopf		5	3	0	16	---
Screw, Ph head Schraube, PH-Kopf		5	2	0	11	6
Flat Head Allen & bushing Flachkopf-Inbus & Buchse		7	8	0	2	2
Dowell Holzdübel		7	10	0	24	24
Bolt & nut Schraube & Mutter		7			12	12
					<b>164</b>	<b>119</b>
			<b>TOTAL</b>			

Zeichnung DRAWING	Schraube SCREW	Menge QUANTITY
<b>1</b>	<b>H2</b>	<b>14</b>
	<b>H3</b>	<b>12</b>
<b>2</b>	<b>H14</b>	<b>18</b>
<b>3</b>		<b>4</b>
<b>4</b>	<b>H14</b>	<b>6</b>
		<b>4</b>
<b>5</b>	---	---
<b>6</b>	<b>H14</b>	<b>4</b>
<b>7</b>		<b>4</b>
	<b>H2</b>	<b>4</b>
<b>8</b>	<b>H2</b>	<b>8</b>
<b>SOLID SLATS</b>		<b>SPRUNG SLATS</b>
<b>9</b>	<b>H4</b>	<b>5</b>
<b>10</b>		<b>4</b>
<b>11</b>		<b>4</b>
<b>12a</b>	<b>H14</b>	<b>24</b>
<b>12b</b>	<b>H20</b>	<b>16</b>
<b>13</b>	<b>H2</b>	<b>8</b>
	<b>H4</b>	<b>6</b>
	<b>H6</b>	<b>2</b>
<b>14</b>		<b>4</b>
<b>15</b>	<b>H2</b>	<b>4</b>
<b>16</b>	---	---
<b>17</b>	<b>H14</b>	<b>5</b>
<b>18</b>	<b>H14</b>	<b>4</b>
<b>19</b>	---	---

Symbols in drawing

Symbole in den Zeichnungen

+

Drill to drive a screw position

Bohrer zum Eintreiben in Schraubposition

○

Drill for screw trough position

Bohrer für die Durchschraubposition

H4 10X

H4 screws, 10 positions

H4 Schrauben, 10 Positionen

Ø 6 X 12

drill 6mm 12mm depth

Bohrer 6 mm 12 mm Tiefe

C Ø 10 / 3

counterbore 10mm depth 3

Senkung 10 mm Tiefe 3

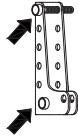
732.22.272

HDE 04/2015

# Mechanism fixing

## Befestigung der Mechanik

Carapaces  
Mitnehmerarm  
H3 2X2

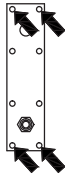


Bolt & nut  
Schraube & Mutter

H3 1/4 x1 1/4



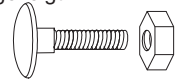
Mech plate  
Mech. Blech  
H3 4 x 2



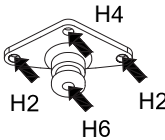
USE H3 (4x) AT POSITIONS SHOWN  
H3 (4x) benutzen, Positionen wie gezeigt

Bolt & nut  
Schraube & Mutter

H3 1/4 x1 1/4

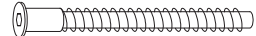


Triebearer  
Dreifach-Träger



H2 4  
H4 2  
H6 2

H2 7x70



H4 3,5x16



H6 6X60



S2 SCREWS RESUME:  
(INCLUDED IN S1)

S2 Schrauben Übersicht  
(in S1 enthalten)

	CODE	QTY
CARAPACE: Mitnehmerarm:	H3	2X2
PLATE: Blech:	H3	4X2
TRIBEARER: Dreifach-Träger:	H2	2X2
	H4	1X2
	H6	1X2

732.22.272

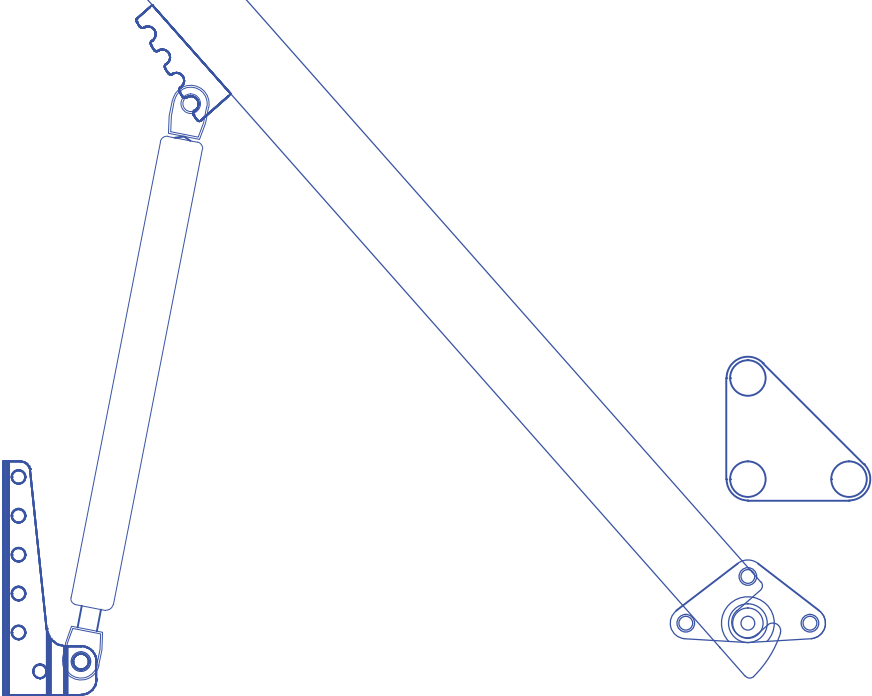
HDE 04/2015

Mechanism - M2 - normal setting  
Mechanismus - M2 Normaleinstellung



SETTING ADOPTED  
balance can be adapted to differents weights involved

EINSTELLUNGEN ÜBERNOMMEN  
Je nach Gewicht kann ein Gewichtsausgleich hergestellt werden



732.22.272

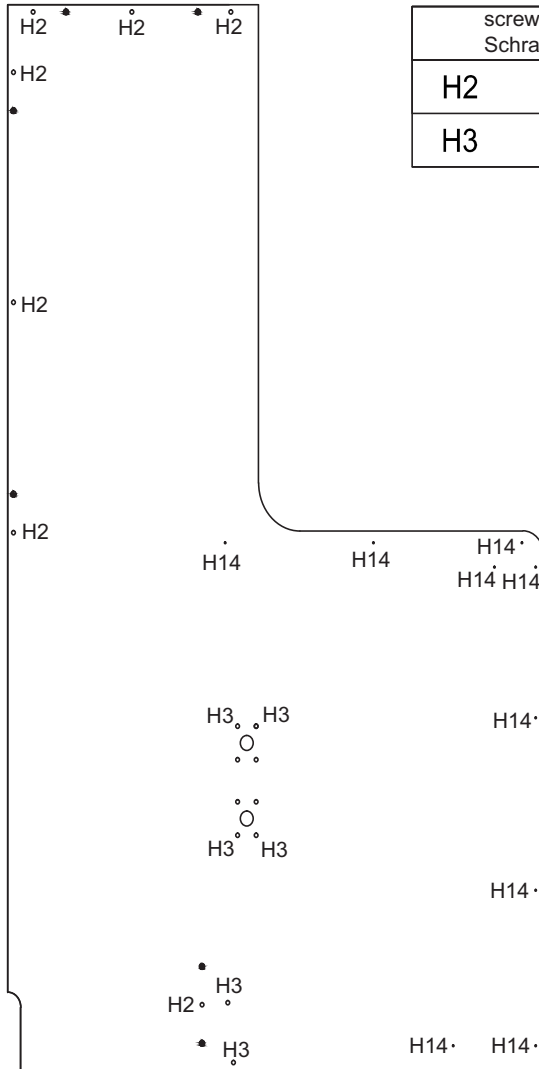
HDE 04/2015



BODY SIDE / KORPUS-SEITENTEIL

732.22.272

screw heads Schraubenkopf	
H2	7X2
H3	6X2



Inside view/  
Innenansicht

HDE 04/2015

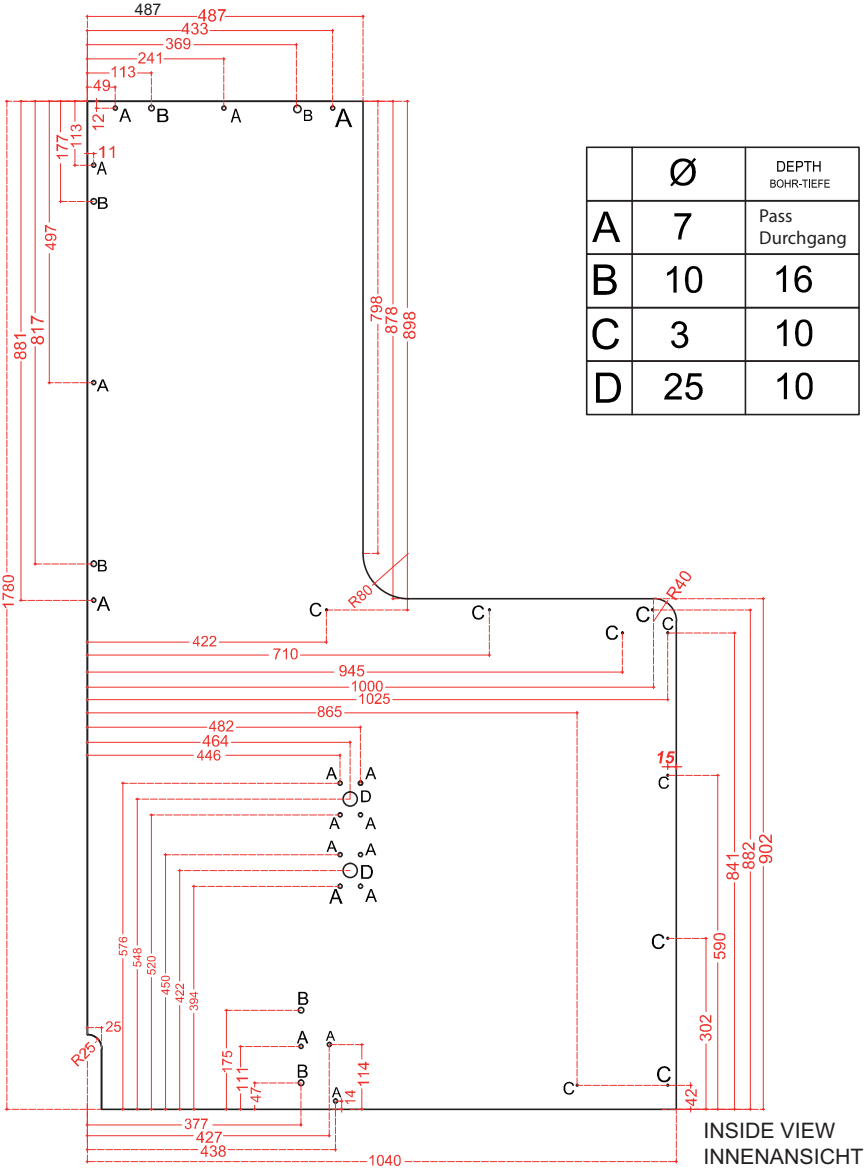
2 1 LEFT 1 RIGHT  
1 LINKS 1 RECHTS

MATERIAL

MFC/MDF

THICK  
STÄRKE 18/19mm

BODY SIDE / KORPUS-SEITENTEIL



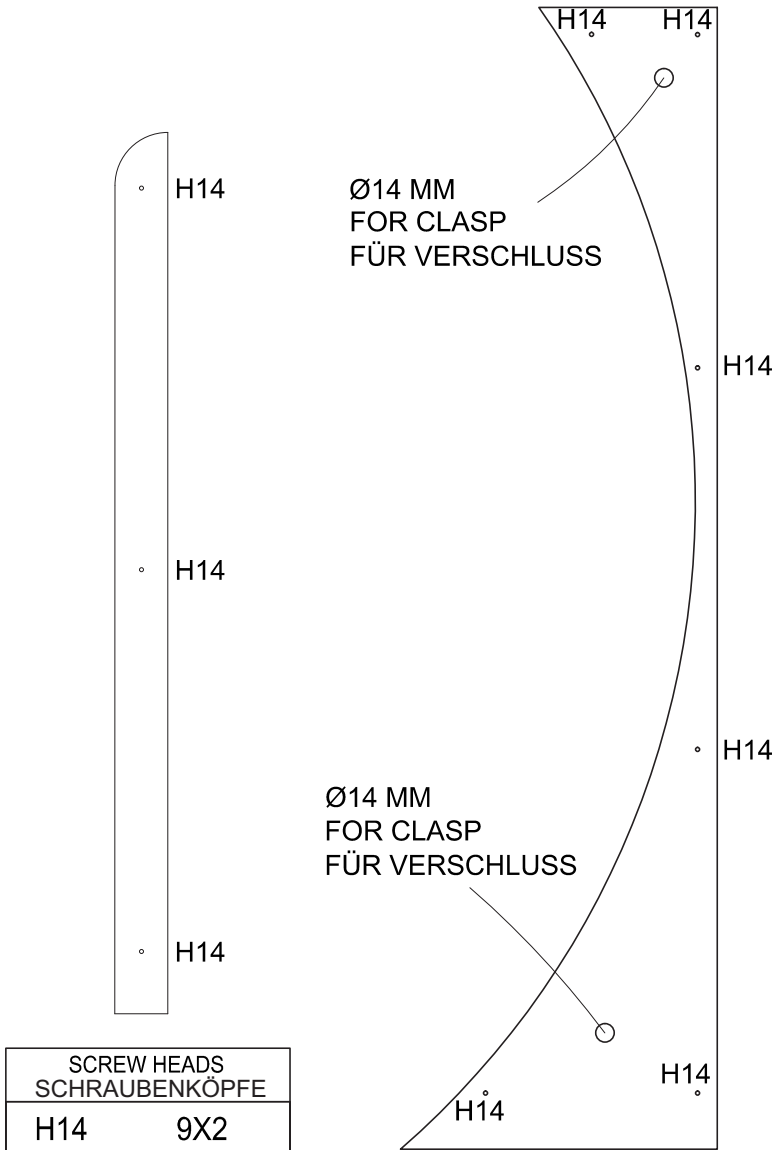
732.22.272

2 1 LEFT 1 RIGHT MATERIAL MFC/MDF THICK STÄRKE 18/19mm  
 1 LINKS 1 RECHTS

HDE 04/2015

BODY SIDE CONCEALER / SEITEN-VERDECKTEIL

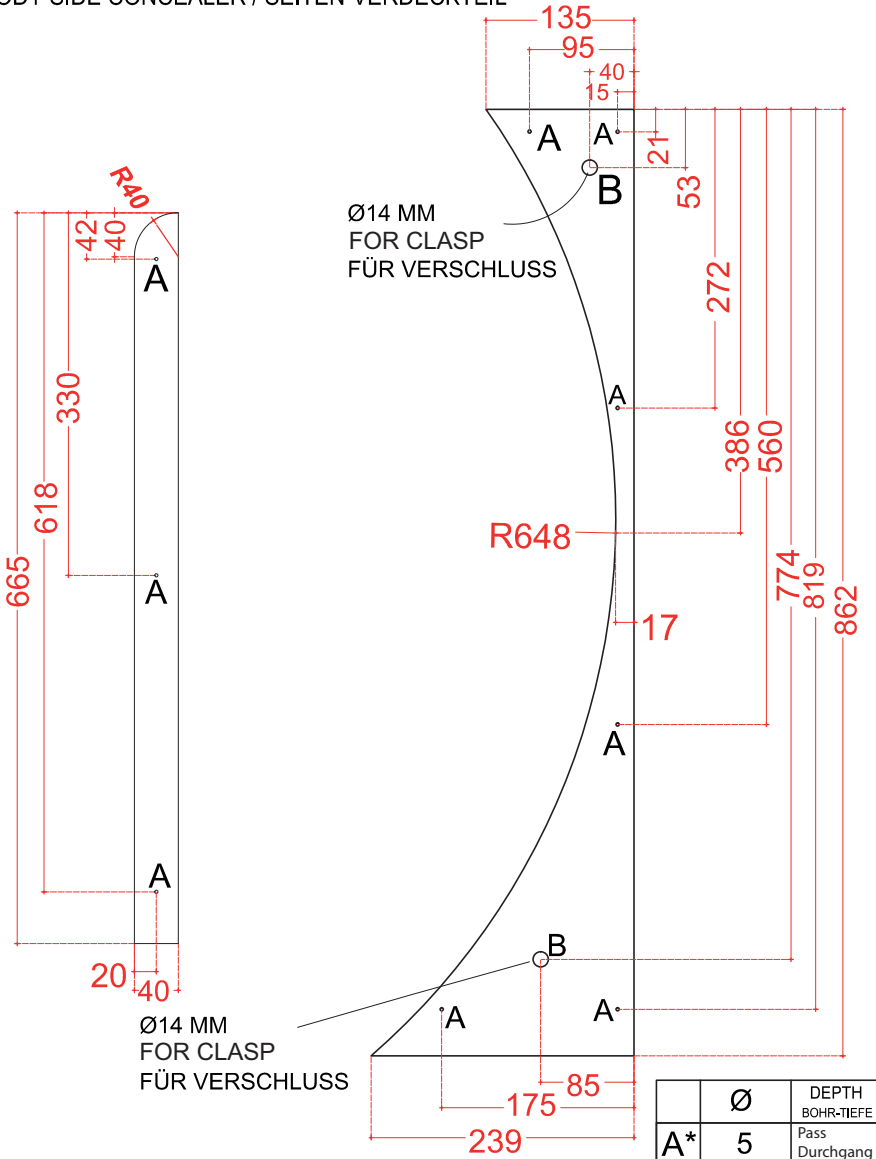
732.22.272



HDE 04/2015

MATERIAL **MFC/MDF** THICK STÄRKE 25 mm

BODY SIDE CONCEALER / SEITEN-VERDECKTEIL



732.22.272


MATERIAL **MFC/MDF** THICK STÄRKE 25 mm


	Ø	DEPTH BOHR-TIEFE
A*	5	Pass Durchgang
B	14	Pass Durchgang

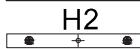
HDE 04/2015

BODY BOTTOM STRETCHER / KORPUS BODENSTREBE

732.22.272



SCREW HEADS Schraubenköpfe	
	4

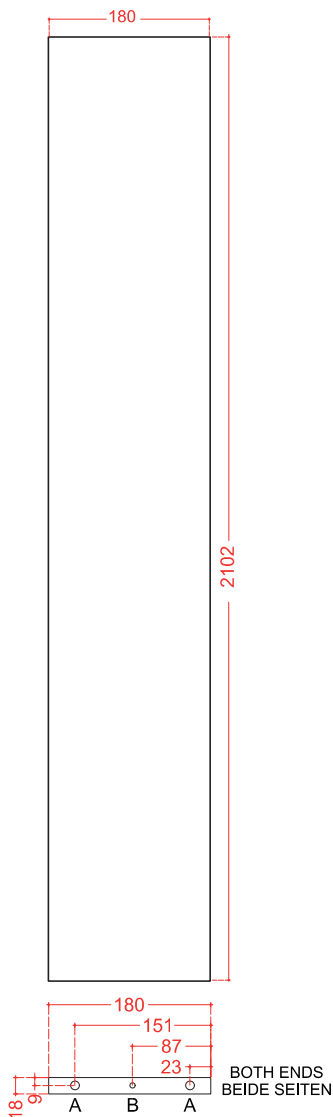


BOTH ENDS  
BEIDE SEITEN

MATERIAL MFC/MDF THICK STÄRKE 18/19 mm

HDE 04/2015

BODY BOTTOM STRETCHER / KORPUS BODENSTREBE



	Ø	DEPTH BOHR-TIEFE
A	10	16
B	5.5	70

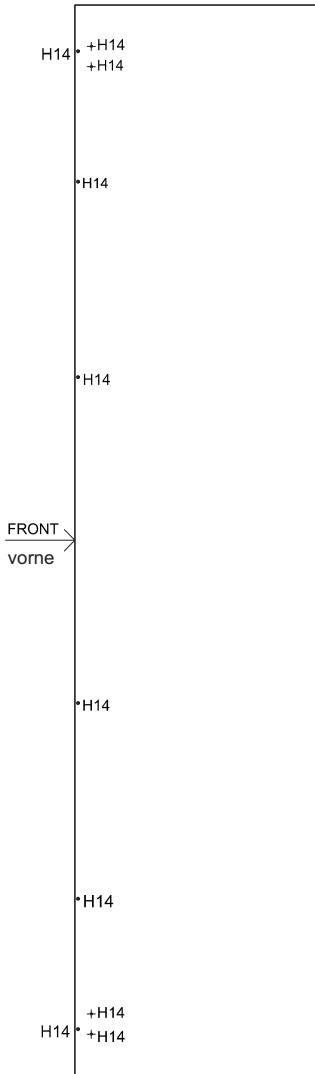
MATERIAL **MFC/MDF** THICK STÄRKE 18/19mm

732.22.272

HDE 04/2015


BODY TOP / KORPUS-OBERBODEN

732.22.272



BOTTOM VIEW  
Bodenansicht

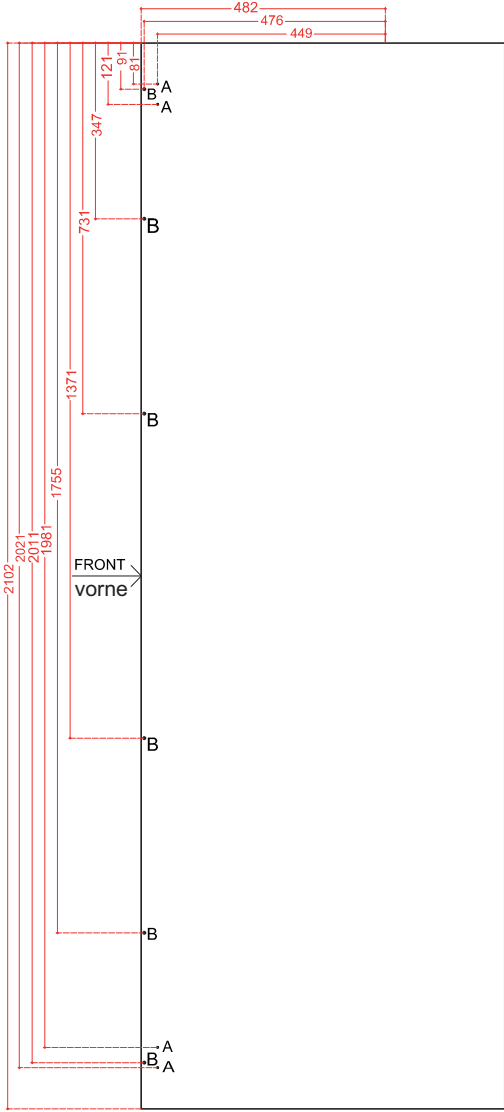


SCREW HEADS Schraubenköpfe	
H14	6
	4

HDE 04/2015

MATERIAL **MFC/MDF** THICK STÄRKE 18/19mm

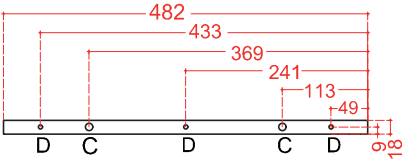
BODY TOP / KORPUS-OBERBODEN



	Ø	DEPTH BOHR-TIEFE
A	3	10
B	5	Pass Durchgang
C	10	16
D	5.5	70

BOTTOM VIEW  
Bodenansicht  
**BOTH ENDS  
BEIDE SEITEN**

MATERIAL MFC/MDF THICK STÄRKE 18/19mm



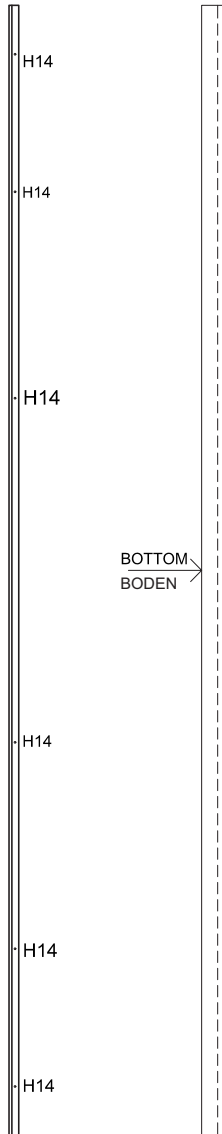
732.22.272

HDE 04/2015



TOP FRONT STRETCHER / STREBE OBEN

732.22.272



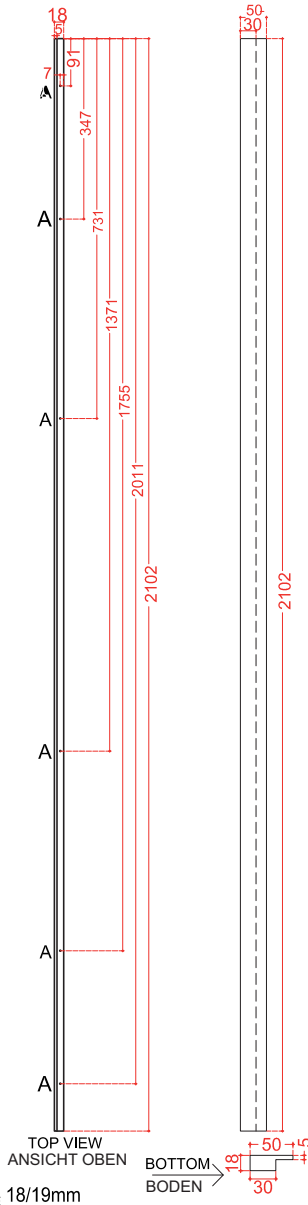
TOP VIEW  
Ansicht oben

BOTTOM  
BODEN

MATERIAL **MFC/MDF** THICK STÄRKE **18/19mm**

HDE 04/2015

TOP FRONT STRETCHER / STREBE OBEN



MATERIAL MFC/MDF THICK STÄRKE 18/19mm

	Ø	DEPTH BOHR-TIEFE
A	3	17

732.22.272

HDE 04/2015

SHELF STIFFENER / REGALVERSTREBUNG

732.22.272

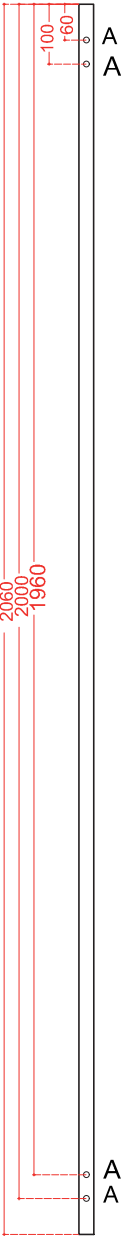


SCREW HEADS Schraubenköpfe	
H14	4

HDE 04/2015

MATERIAL STAHLROHR 25X25X1.6  
STEEL TUBE

SHELF STIFFENER /  
REGALVERSTREBUNG



STAHLROHR 25X25X1.6  
STEEL TUBE

	Ø	DEPTH BOHR-TIEFE
A	5	Pass Durchgang


732.22.272


HDE 04/2015

BODY BACK / KORPUS-RÜCKWAND

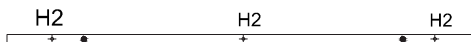
732.22.272

TOP  
→  
oben



SCREW HEADS Schraubenköpfe	
	4
H2	4

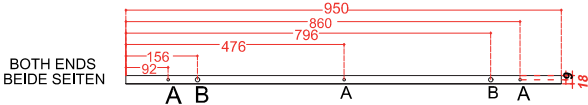

BOTH ENDS  
BEIDE SEITEN



MATERIAL **MFC/MDF** THICK STÄRKE 18/19mm

HDE 04/2015

BODY BACK / KORPUS-RÜCKWAND



	Ø	DEPTH BOHR-TIEFE
A	5.5	70
B	10	16
C	7	Pass Durchgang

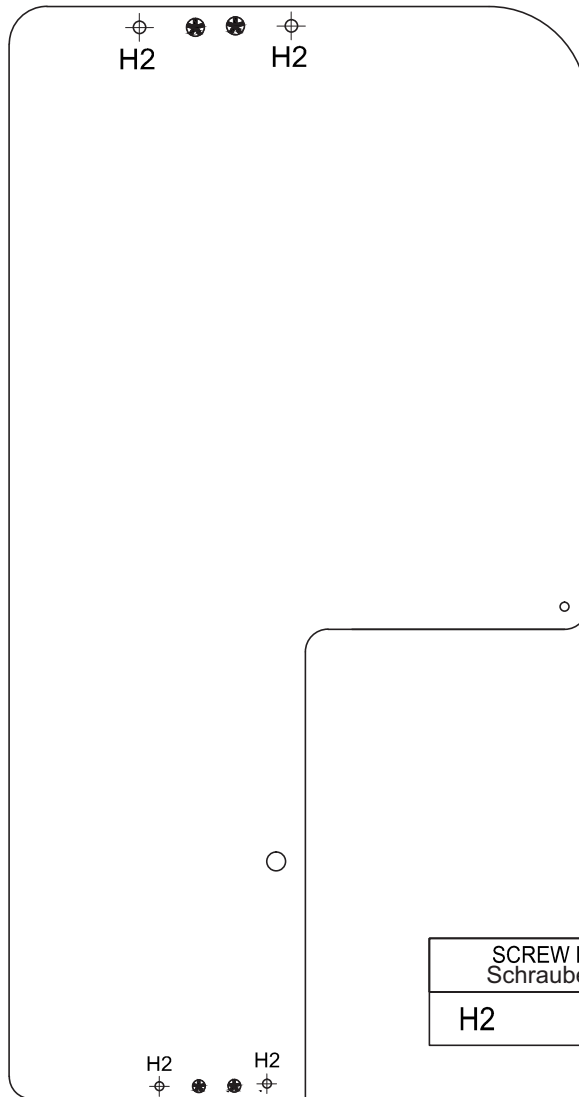
732.22.272

MATERIAL MFC/MDF THICK STÄRKE 18/19mm

HDE 04/2015

BED HEAD / KOPF/FUßTEIL

732.22.272







SCREW HEADS Schraubenköpfe	
H2	4X2

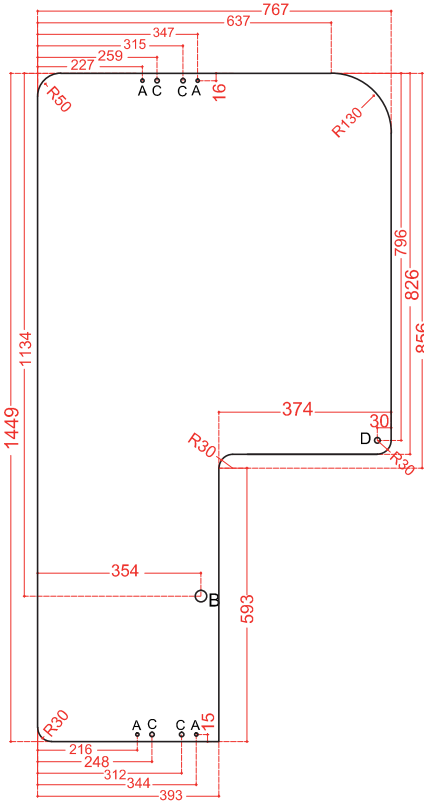
HDE 04/2015

MATERIAL **MFC/MDF** THICK STÄRKE 18/19mm

## BED HEAD / KOPF/FUßTEIL

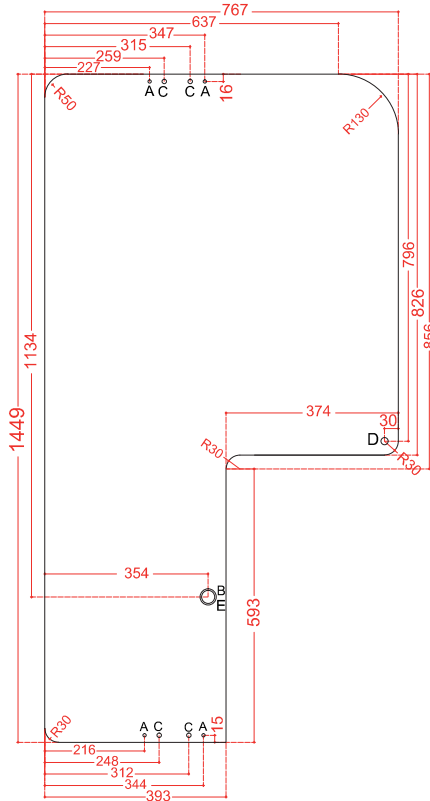
Optional  
Bei Einsatz von  
M1B05- Verbindungsbuchse Nylon   
M1B06 Zapfenhülse Nylon   
für optimale Leistung

Optional  
If you want to Use  
M1B05- Link Nylon bush   
M1B06 Trunnion nylon bush   
for best performance



inside view  
Innenansicht

	Ø	DEPTH BOHR-TIEFE
A	7	Pass Durchgang
B	25.4	Pass Durchgang
C	10	16
D	12	Pass Durchgang



inside view  
Innenansicht

	Ø	DEPTH BOHR-TIEFE
A	7	Pass Durchgang
B	28	Pass Durchgang
C	10	16
D	16	Pass Durchgang
E	35	2

MATERIAL **MFC/MDF** THICK STÄRKE **18/19mm**

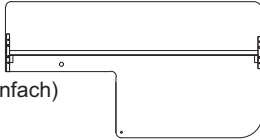
732.22.272

HDE 04/2015

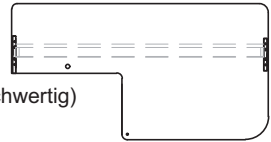


SLATS COVER / LATTENABDECKUNG

OPTION  
Solid Slat /  
Lattenrost (einfach)




OPTION  
Sprung Slat /  
Lattenrost (hochwertig)



732.22.272

H14	H4	H14
H14		H14
H14		H14
H14	H4	H14
H14		H14
H14		H14
H14	H4	H14
H14		H14
H14		H14
H14	H4	H14
H14		H14
H14	H4	H14



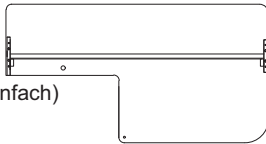
SCREW HEADS Schraubenköpfe	
H4	5

HDE 04/2015


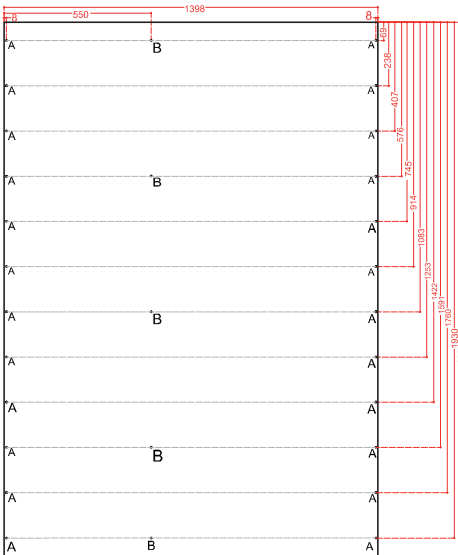
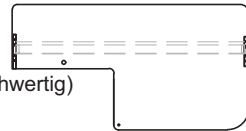
MATERIAL MFC/MDF THICK STÄRKE 6mm

SLATS COVER / LATTENABDECKUNG

OPTION  
Solid Slat /  
Lattenrost (einfach)



OPTION  
Sprung Slat /  
Lattenrost (hochwertig)



	Ø	DEPTH BOHR-TIEFE
A	5	Pass Durchgang
B	4	Pass Durchgang


MATERIAL MFC/MDF THICK STÄRKE 6mm

732.22.272


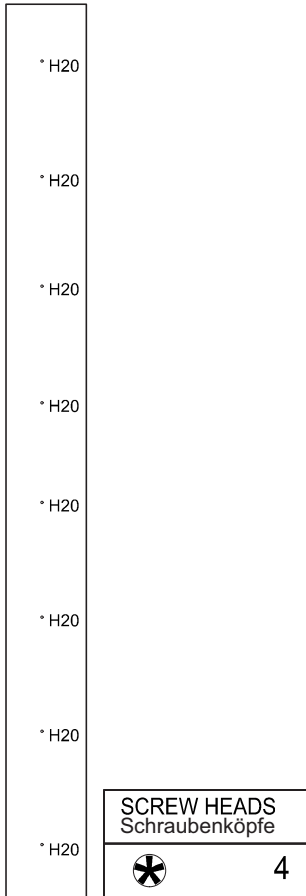
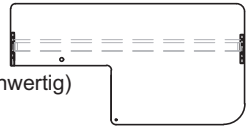
HDE 04/2015

BED FRONT RAIL / BETT SEITENTEIL VORN

OPTION  
Solid Slat /  
Lattenrost (einfach)



OPTION  
Sprung Slat /  
Lattenrost (hochwertig)



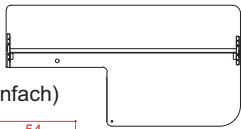
MATERIAL **MFC/MDF** THICK STÄRKE 18/19mm

732.22.272

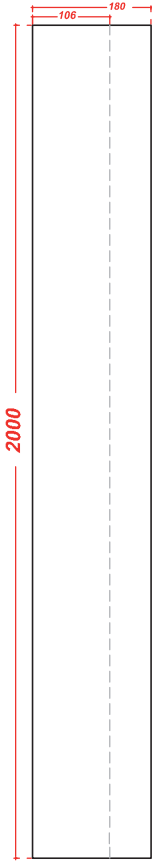
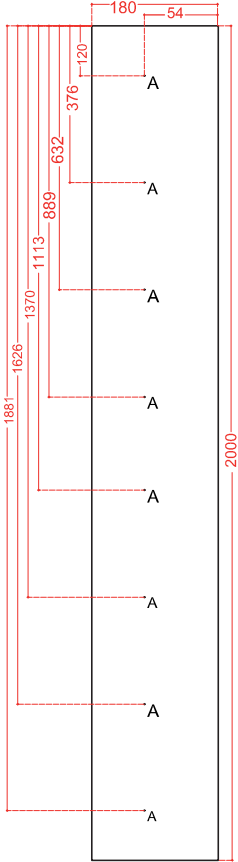
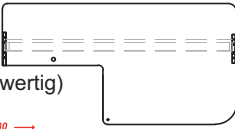
HDE 04/2015

BED FRONT RAIL / BETT-SEITENTEIL VORN

OPTION  
Solid Slat /  
Lattenrost (einfach)

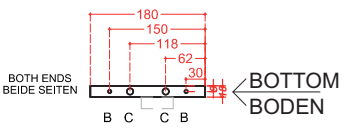
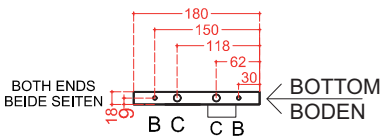


OPTION  
Sprung Slat /  
Lattenrost (hochwertig)



	Ø	DEPTH BOHR-TIEFE
A	3	12
B	5.5	70
C	10	16

	Ø	DEPTH BOHR-TIEFE
B	5.5	70
C	10	16




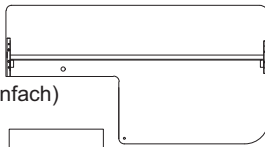
MATERIAL MFC/MDF THICK STÄRKE 18/19mm

732.22.272

HDE 04/2015

**BED REAR RAIL / BETT-SEITENTEIL HINTEN**

OPTION  
Solid Slat /  
Lattenrost (einfach)




BOTH ENDS  
BEIDE SEITEN

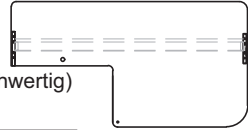


BOTTOM  
Boden

SCREW HEADS  
Schraubenköpfe



OPTION  
Sprung Slat /  
Lattenrost (hochwertig)



BOTH ENDS  
BEIDE SEITEN



BOTTOM  
Boden

SCREW HEADS  
Schraubenköpfe



MATERIAL **MFC/MDF** THICK STÄRKE **18/19mm**

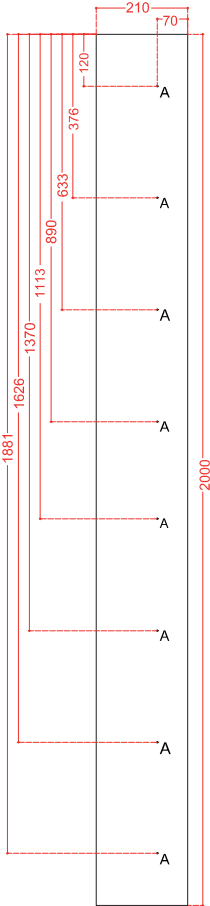

732.22.272

HDE 04/2015

**BED REAR RAIL / BETT-SEITENTEIL HINTEN**

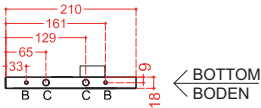
OPTION

Solid Slat /  
Lattenrost (einfach)



	Ø	DEPTH BOHR-TIEFE
A	3	12
B	5.5	70
C	10	16

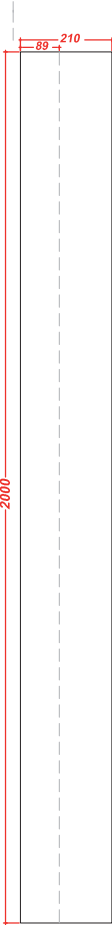
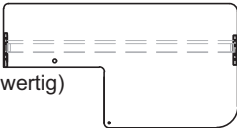
BOTH ENDS  
BEIDE SEITEN



MATERIAL **MFC/MDF** THICK STÄRKE 18/19mm

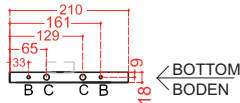
OPTION

Sprung Slat /  
Lattenrost (hochwertig)



	Ø	DEPTH BOHR-TIEFE
B	5.5	70
C	10	16

BOTH ENDS  
BEIDE SEITEN


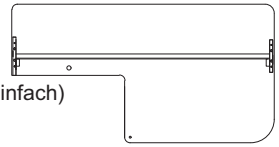


732.22.272

HDE 04/2015

BED SLAT / LATTENROST

OPTION  
Solid Slat /  
Lattenrost (einfach)



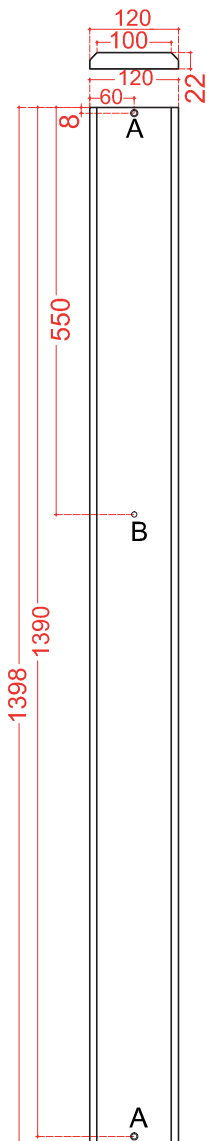
732.22.272

HDE 04/2015

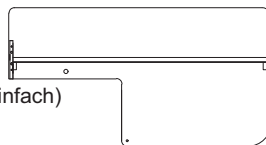
SCREW HEADS Schraubenköpfe	
H14	12X2

MATERIAL      SOLIDWOOD      THICK  
MASSIVHOLZ      STÄRKE      22mm

BED SLAT / LATTENROST



OPTION  
Solid Slat /  
Lattenrost (einfach)



732.22.272

	Ø	DEPTH BOHR-TIEFE
A	5	Pass Durchgang
B	2	10

MATERIAL

SOLIDWOOD  
MASSIVHOLZ

THICK  
STÄRKE

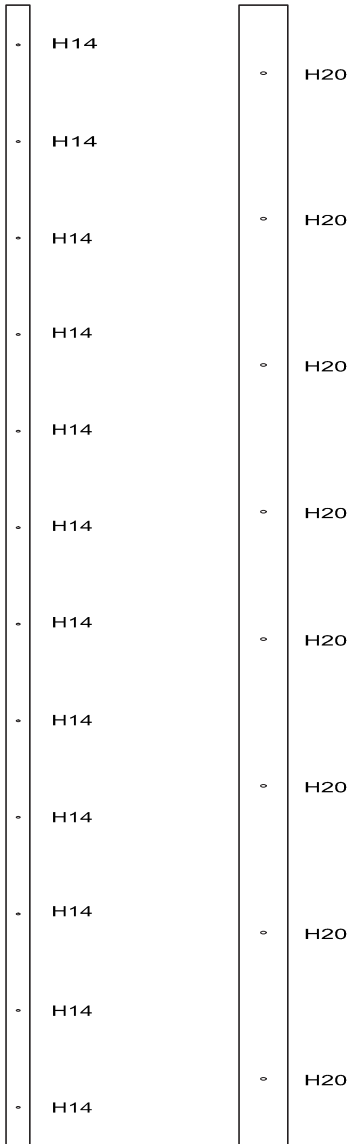
22mm

HDE 04/2015

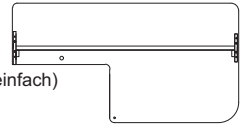


SLAT CLEAT / SEITENLEISTE FÜR LATTENROST

732.22.272



OPTION  
Solid Slat /  
Lattenrost (einfach)

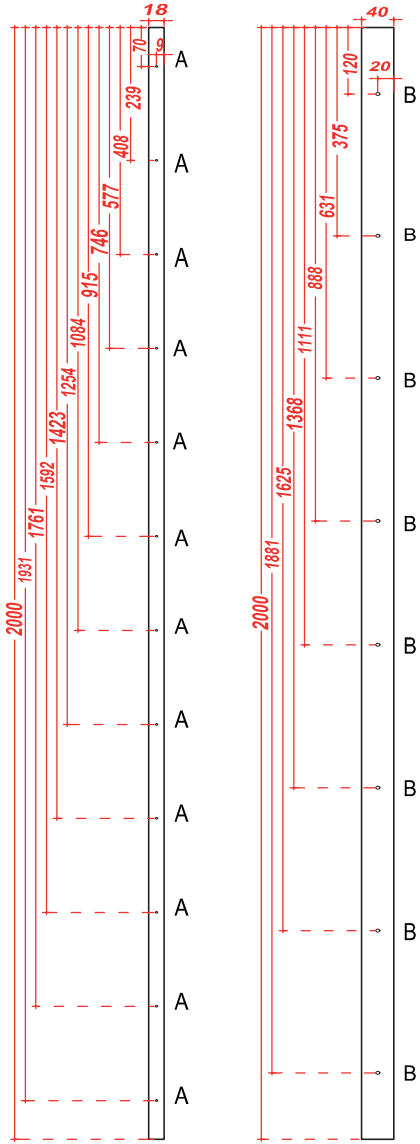


SCREW HEADS Schraubenkopf	
H20	8X2

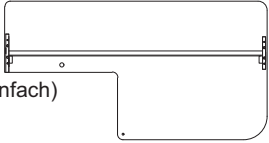
HDE 04/2015

MATERIAL **MFC/MDF** THICK STÄRKE 18/19mm

SLAT CLEAT / SEITENLEISTE FÜR LATTENROST



OPTION  
Solid Slat /  
Lattenrost (einfach)



	Ø	DEPTH BOHR-TIEFE
A	3	10
B	5	Pass Durchgang

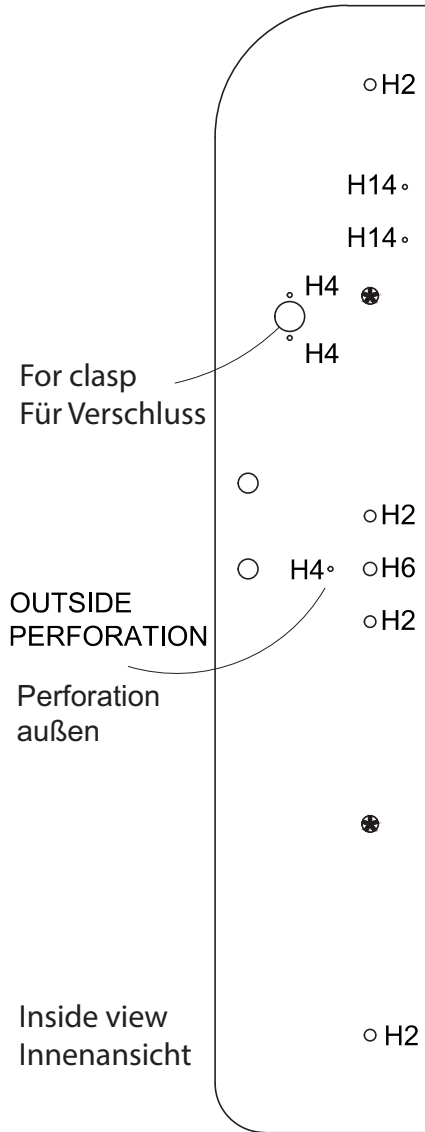
MATERIAL **MFC/MDF** THICK STÄRKE 18/19mm

732.22.272

HDE 04/2015

DESK SIDE / SCHREIBTISCH-SEITENTEIL

732.22.272

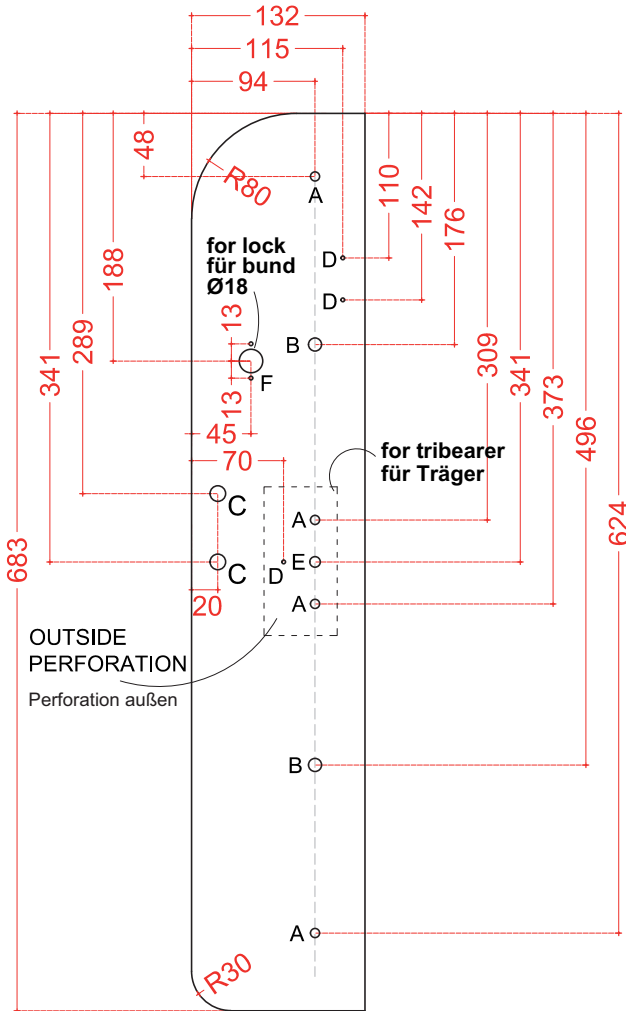


SCREW HEADS Schraubenkopf	
H2	4X2
H6	1X2
H4	3X2

MATERIAL **MFC/MDF** THICK STÄRKE 18/19mm

HDE 04/2015

DESK SIDE / SCHREIBTISCH-SEITENTEIL



INSIDE VIEW  
Innenansicht

MATERIAL **MFC/MDF** THICK STÄRKE 18/19mm


	Ø	DEPTH BOHR-TIEFE
A	7	Pass Durchgang
B	10	16
C	12	Pass Durchgang
D	3	15
E	8	Pass Durchgang
F	18	Pass Durchgang

732.22.272

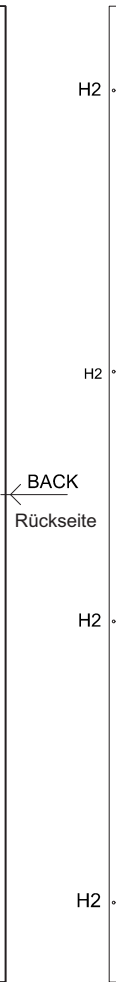
HDE 04/2015

DESK TOP / SCHREIBPLATTE

732.22.272




Bottom view / Ansicht von unten



Back view / Rückansicht

← BACK  
Rückseite

SCREW HEADS Schraubenkopf	
	4

BOTH ENDS  
BEIDE SEITEN

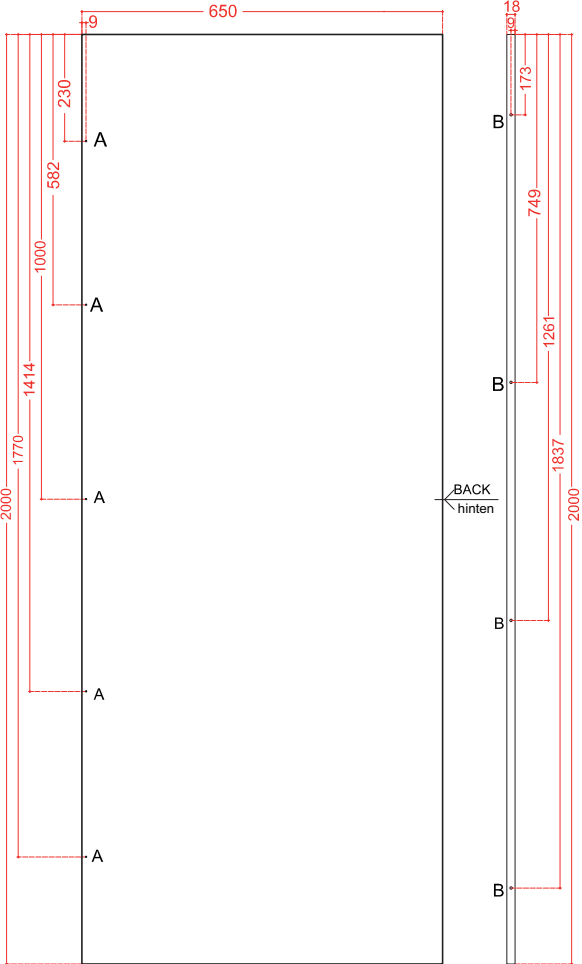


← BACK  
Rückseite

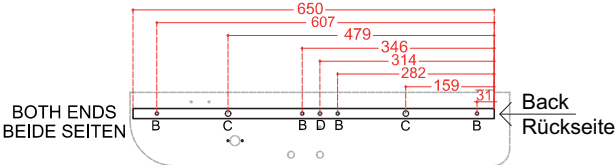
HDE 04/2015

MATERIAL **MFC/MDF** THICK STÄRKE 18/19mm

DESK TOP / SCHREIBPLATTE



Bottom view / Ansicht von unten



	Ø	DEPTH BOHR-TIEFE
A	3	10
B	5.5	70
C	10	16
D	5.5	20

MATERIAL MFC/MDF THICK STÄRKE 18/19mm

732.22.272

HDE 04/2015

DESK BACK / SCHREIBTISCHRÜCKEN

732.22.272



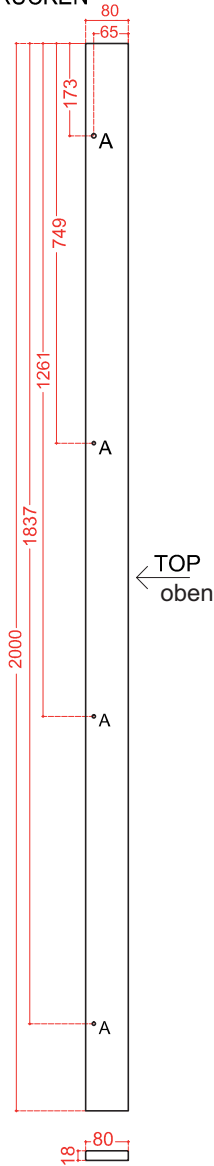
← TOP  
oben

SCREW HEADS Schraubenkopf	
H2	4

HDE 04/2015

MATERIAL **MFC/MDF** THICK STÄRKE 18/19mm

DESK BACK / SCHREIBTISCHRÜCKEN



732.22.272

	Ø	DEPTH BOHR-TIEFE
A	7	Pass Durchgang

MATERIAL **MFC/MDF** THICK STÄRKE **18/19mm**

HDE 04/2015



## DESK STIFFENER / SCHREIBTISCHVERSTREBUNG

732.22.272



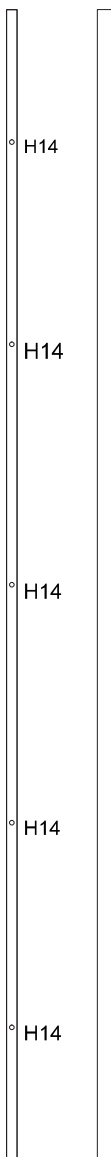
STEEL TUBE 25 X 50, 1.6 THICK ENDS, PAINTED  
LENGHT BETTER REDUCE 1 MM FROM THEORETICAL  
TO BE THREADED TO MFC PLUGS FIXED TO INNER  
FACE OF DESK HEADS WHEN ASSEMBLING

STAHLROHR MAß 25 X 50,  
1.6 TARKE ENDEN, LACKIERT  
LÄNGE SOLLTE BEI DER BERECHNUNG UM 1 MM  
GEKÜRZT WERDEN UM BEI SICH AUF DER INNENSEITE DES  
SCHREIBTISCHOBORTEILS BEFINDEN

HDE 04/2015

MATERIAL	STAHLROHR STEEL TUBE	25X50X1 6
----------	-------------------------	-----------

TUBE COVER / ROHRABDECKUNG



732.22.272

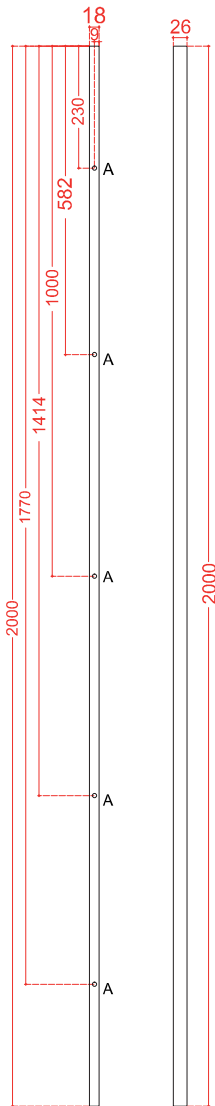
MATERIAL **MFC/MDF** THICK STÄRKE 18/19mm

SCREW HEADS Schraubenkopf	
H14	5

HDE 04/2015

TUBE COVER / ROHRABDECKUNG

732.22.272

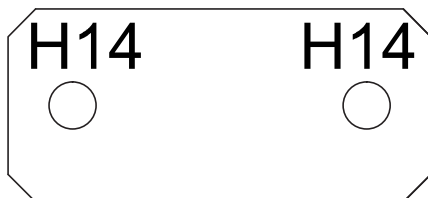


HDE 04/2015

MATERIAL **MFC/MDF** THICK STÄRKE 18/19mm

	Ø	DEPTH BOHR-TIEFE
A	5	Pass Durchgang

WP PLUG / HOLZSOCKEL



732.22.272



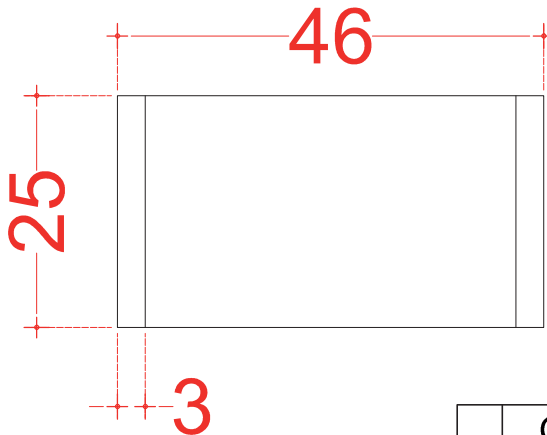
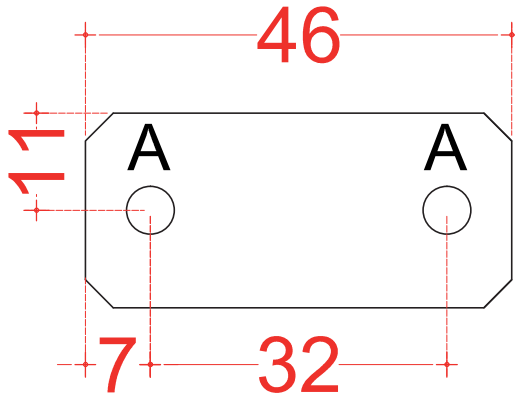
SCREW HEADS Schraubenkopf	
H14	2x2

MATERIAL **MFC/MDF** THICK STÄRKE 25mm

HDE 04/2015

WP PLUG / HOLZSOCKEL

732.22.272




	Ø	DEPTH BOHRTIEFE
A	5	Pass Durchgang

MATERIAL MFC/MDF THICK STÄRKE 25mm

HDE 04/2015

---

BED STOP / BETT-ARRETIERUNG



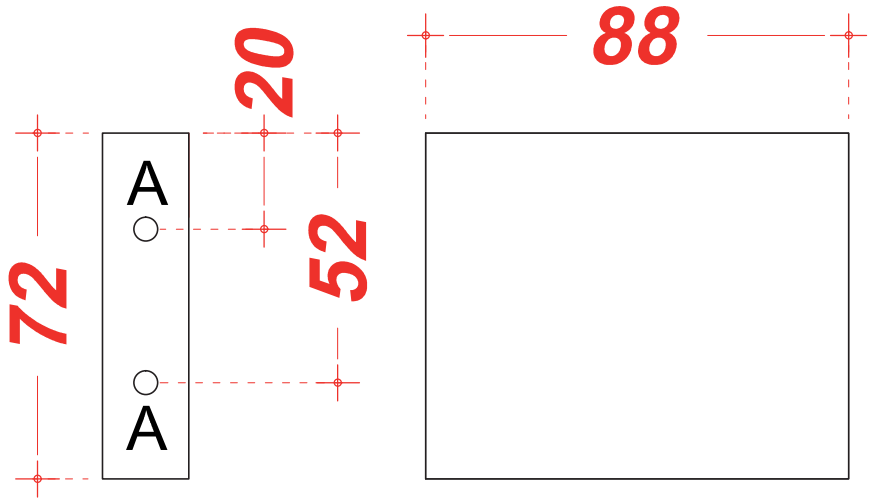
732.22.272

MATERIAL MFC/MDF THICK STÄRKE 18/19mm

HDE 04/2015

BED STOP / BETT-ARRETIERUNG

732.22.272



	Ø	DEPTH BOHR-TIEFE
A	55	70

HDE 04/2015

MATERIAL MFC/MDF THICK STÄRKE 18/19mm

732.22.272

HDE 04/2015