

Häfele GS 45 Mitred flap hinge  
Opening angle 95°

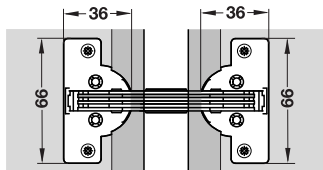


- > Mitre cut: 45°
- > Material: Cup: Zinc alloy, hinge arm: Steel
- > Finish: Nickel plated
- > For door thickness: 16–22 mm
- > Side panel thickness: 16–22 mm, from 20 mm and above the edge has to be chamfered by 3 mm
- > Adjustment facility: 3-dimensional: Height adjustment 3 mm, width and depth adjustment 1.5 mm
- > Installation: For screw fixing

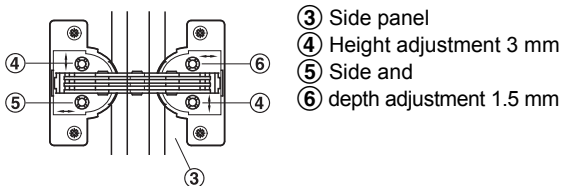


4

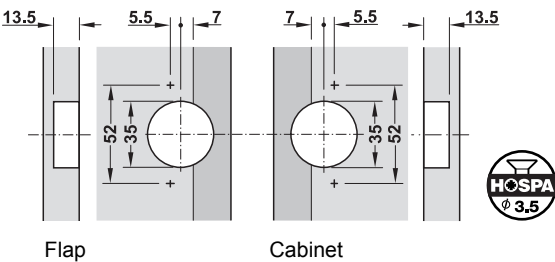
Flap Hinges



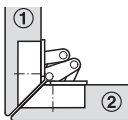
Adjustment facility



Drilling pattern for 45° mitre cut



Mounting



Flap closed



Flap open

- ① Flap
- ② Base panel

Note

To be used in combination with flap stay only.

	Cat. No.
Häfele GS 45 mitred flap hinge	325.02.702
Packing: 1 or 20 pieces	