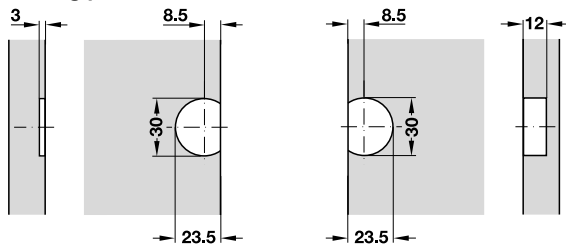


Flap hinge Opening angle 90°



> Installation: For screw fixing

Drilling pattern

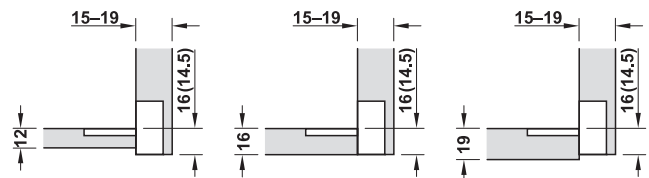


Drilling dimensions
in base panel

Drilling dimensions
in flap



Application and planning dimensions for base panel thickness



() Plastic version

Finish/colour	Cat. No.
Plastic and zinc alloy	
Chrome plated, white	342.75.226
Zinc alloy	
Nickel plated	342.75.628
Burnished	342.75.128

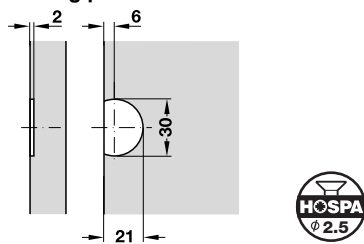
Packing: 1 or 50 pieces

Flap hinge Opening angle 270°



> Installation: For screw fixing

Drilling pattern

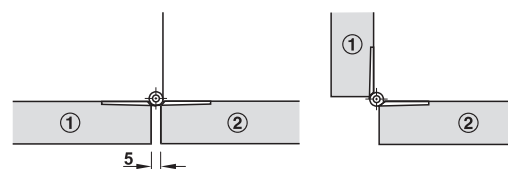


Drilling dimensions in base panel and in flap

Application and planning dimensions



① Flap ② Base panel



Flap open

Flap closed

Material	Finish	Cat. No.
Steel	Matt black	342.62.310
	Polished nickel plated	342.62.710
Brass	Matt nickel plated	342.63.600
	Matt	342.63.502

Packing: 1 or 100 pieces



4

Flap Hinges