
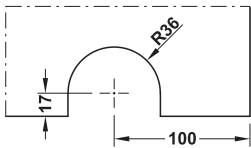


## Häfele Slido D-Line802 150T Sliding door fitting with segment circle roller

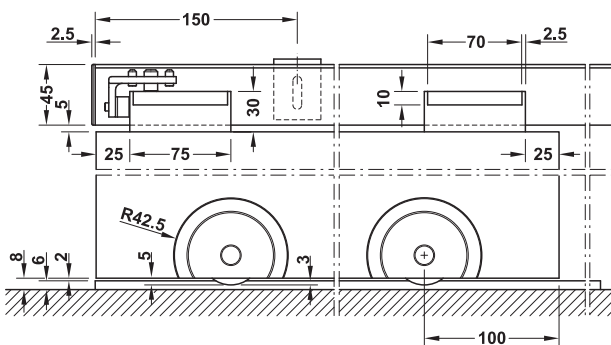


Segment circle roller

### Cut-out dimensions



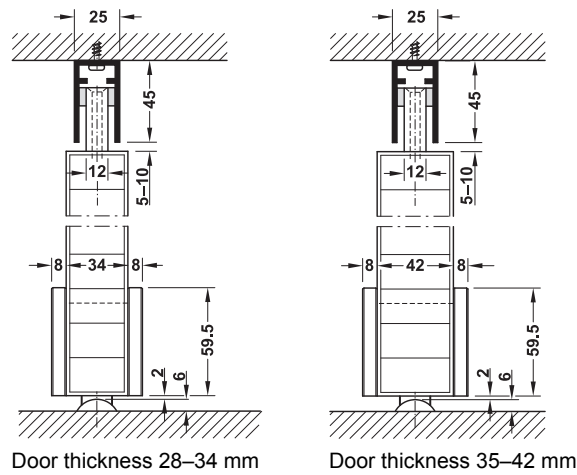
### Section running gear and top guide



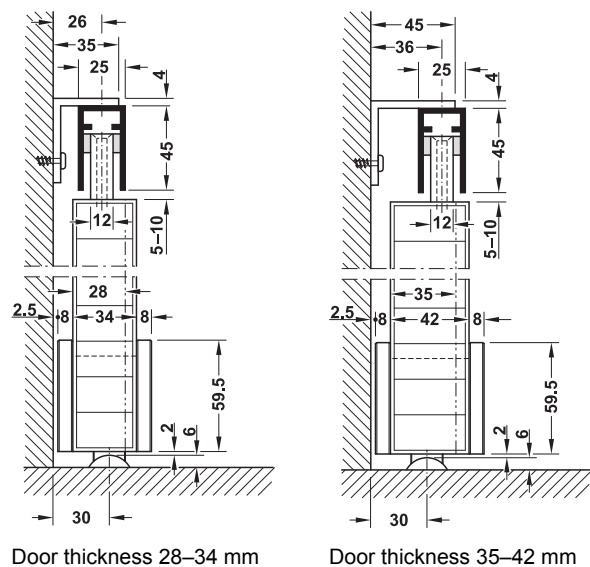
- > Area of application: For 1-leaf and 2-leaf sliding doors  $\leq 150$  kg
- > Door weight:  $\leq 150$  kg
- > For door thickness: 28–42 mm
- > Adjustment facility: Wall distance guide track +6 mm, height: With wall bracket  $\pm 8$  mm, in the area of the roller +3 mm
- > Installation: Wall mounting and ceiling installation with positive-fit clamp connection
- > Standard: Certified in compliance with EN 1527:2013
- > Class: 

-	6	3	0	1	4	-	1	3
---	---	---	---	---	---	---	---	---
- > Material: Stainless steel, aluminium guide track

### Ceiling installation



### Wall mounting



### Note

The wall distance of the door is always the same, also with different door thicknesses.  
Use large wall bracket to increase the wall distance, e.g. for skirting.



## → Set without running track for 1 door

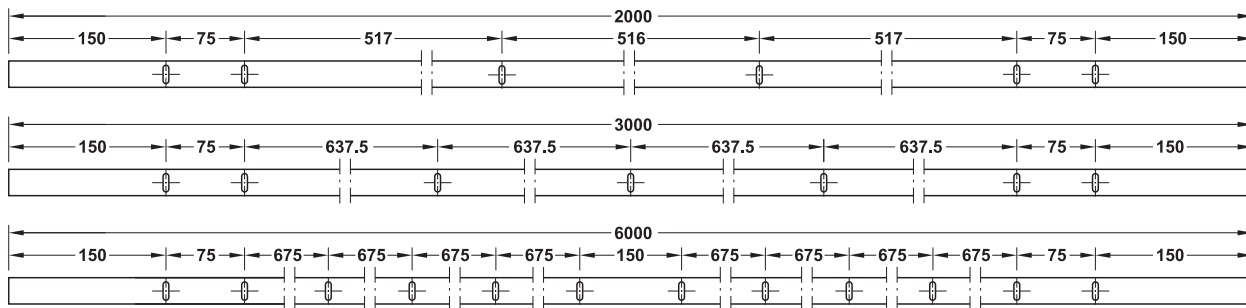
Model	For door thickness mm	Supplied with	Cat. No.
150T segment circle roller	35–42	2 running gears Felt glide strips 2 guide ribs 2 stoppers Mounting material 2 sets of plastic spacers for height adjustment	941.58.003
Supplementary set for 150T set	28–34	Mounting material	941.58.001

### Order reference

Set and supplementary set are required for door thickness of 28–34 mm.  
Order 2 sets for 2-leaf sliding doors.

## → Tracks and accessories

		Material	Finish/colour	Length mm	Cat. No.
Running track, pre-drilled, 20 x 6 mm (W x H)		Stainless steel	Satin	2000	941.58.920
				3000	941.58.930
				6000	941.58.960
Running track, not drilled, 20 x 6 mm (W x H)		Stainless steel	Satin	2000	941.58.820
				3000	941.58.830
				6000	941.58.860
Guide track, pre-drilled, including a pair of plastic end caps		Aluminium	Stainless steel coloured anodized	2000	941.58.720
				3000	941.58.730
				6000	941.58.760
Wall mounting bracket, height adjustable, length (L) = wall distance		Aluminium	Stainless steel coloured anodized	25	941.58.060
				35	941.58.062
				45	941.58.061
				65	941.58.063



Drill holes in guide track

Door handles for sliding doors	► BB 3.122
Mortice locks	► BB 4.28 ► BB 9.362
Door seals for sliding doors	► BB 9.136
Flush pull handles	► BB 9.371