



40/50 FB Door opening mechanism

For overlay or flush front swing-out doors up to 40/50 kg



- > Full access to the cabinet contents
- > Ideal for internal pull outs or extending trays
- > With integrated soft closing mechanism



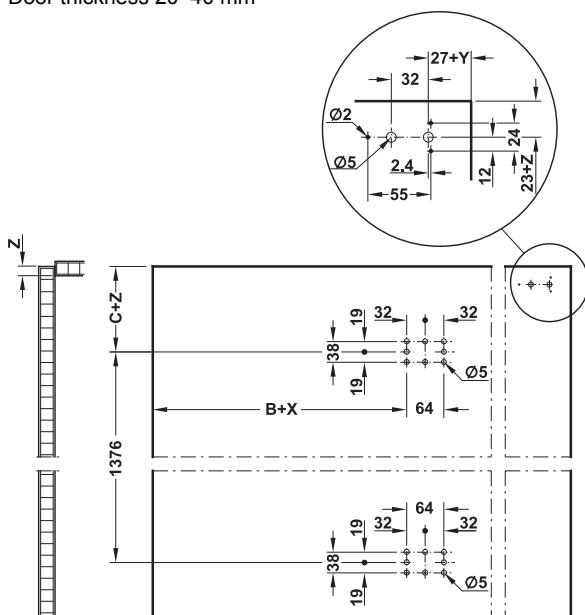
- > Area of application: For large cabinet and connecting doors
- > Internal cabinet width: 780–1,180 mm
- > Door height: Depends on weight, $\geq 1,600$ mm to $\leq 2,600$ mm
- > Adjustment facility: ± 2 mm vertically, 8 mm horizontally, only at bottom, ± 15 mm tilting angle adjustment, top
- > Material: Aluminium alloy
- > Finish: Powder coated
- > Colour: Grey or white



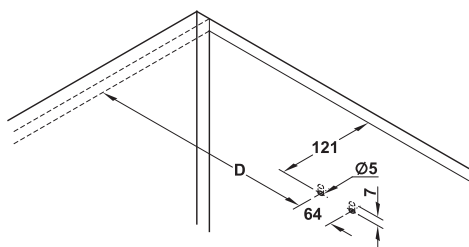
4

Drilling pattern

Door thickness 20–40 mm

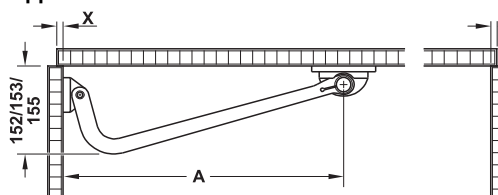


Door processing details



Cabinet top panel processing details

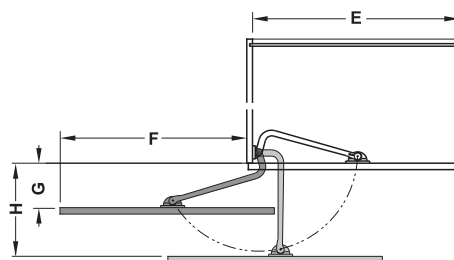
Application



	Dim. A	Dim. B	Dim. C	Dim. D
Motion V 1	460.5	428.5	62.5	466
Motion V 2	515	483	63	500.5
Motion V 3	613	581	66.5	598.5

	Dim. E	Dim. F	Dim. G	Dim. H
Motion V 1	780–880	818	155	405
Motion V 2	880–980	930	155	460
Motion V 3	980–1180	1127	180	560


X = lateral door overlay
Y = centre panel door overlay
Z = top door overlay



Note

Install handle in the centre above the bottom arm.

→ Set



Order reference

The synchronising rod is required and must be ordered separately. Other door heights available on request.

	Internal cabinet width mm	Door weight kg	Grey	White
Motion V1	780–880	Up to 50	407.33.501	407.33.504
Motion V2	880–980	Up to 50	407.33.502	407.33.505
Motion V3	980–1180	Up to 40	407.33.503	407.33.506

Packing: 1 set

→ Synchronisation rod



Note

The synchronisation rod must be used.

Material	Finish	Cat. No.
Steel	Chrome plated	407.33.510

Packing: 1 piece