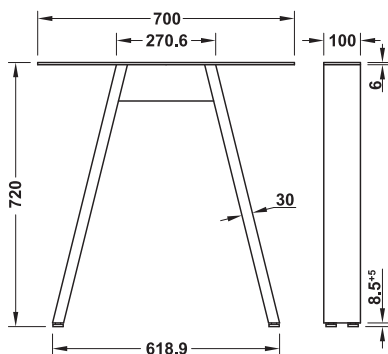


Table base and bench base

Profile 100 x 30 mm



Table base, shape A,
raw steel lacquered (industrial design)



Bench base, shape A

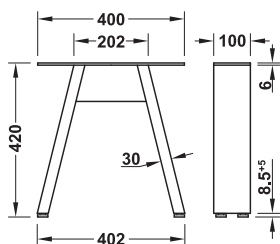
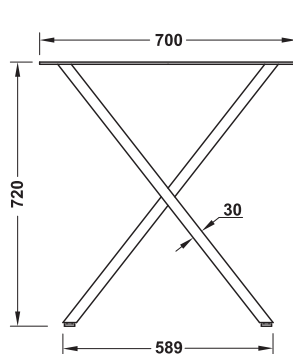


Table base, shape X,
raw steel lacquered (industrial design)



Bench base, shape X

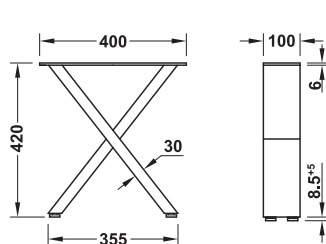
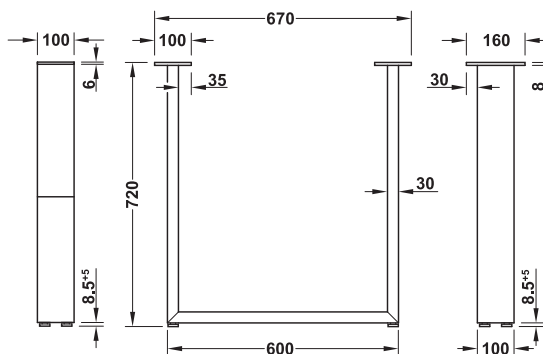
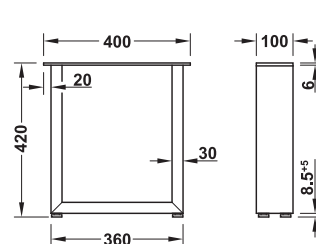


Table base, shape U,
raw steel lacquered (industrial design)



Bench base, shape U



- > Installation: For screw fixing
- > Version: With adjusting feet
- > Height adjustment: +10 mm
- > Load bearing capacity: Table base: 150 kg, bench base: 200 kg

Design features and characteristics

Raw steel, lacquered (industrial design)	Powder coated, jet black, RAL 9005	Brushed stainless steel
Evident signs of welding seams, tinder and discolouration, small dents, not ground, colour deviations	Finished surface, homogeneous, scratch-free, neat welding seams	For indoor and outdoor use, finished surface, homogeneous, scratch-free, neat welding seams

Material	Finish/colour	Design A	Design X	Design U
Table base				
Stainless steel	Brushed	638.29.405	638.29.401	638.29.404
Steel	Raw steel, lacquered (industrial design)	638.29.304	638.29.301	638.29.303
	Powder coated, jet black, RAL 9005	638.29.305	638.29.300	638.29.302
Bench base				
Stainless steel	Brushed	638.29.095	638.29.105	638.29.194
Steel	Raw steel, lacquered (industrial design)	638.29.094	638.29.104	638.29.021
	Powder coated, jet black, RAL 9005	638.29.093	638.29.103	638.29.020

Packing: 1 piece

Note

Please maintain dry, with oil or furniture polish.